


3X-RRV4-65B-R12



36- ports tri-sector antenna ,12x 694-960 and 24x 1695-2690 MHz, 65° HPBW, 12x RET

- Supports re-configurable antenna sharing capability enabling control of the internal RET system using up to two separate RET compatible OEM radios
- Features a multiband tri-sectors antenna built under one radome
- Fully integrated flange mounting system for ease of installation
- Ideal concealment solution for areas with special regulations regarding visual impact
- Separated Extension KIT available for this antenna, check Optional Mounting Kits section
- No pole mounting kit for this antenna

General Specifications

Antenna Type	DualPol® tri-sector
Band	Multiband
Color	Light Gray (RAL 7035)
Grounding Type	RF connector inner conductor and body grounded to reflector and mounting bracket
Performance Note	Outdoor usage
Radome Material	Fiberglass, UV resistant
Reflector Material	Aluminum
RF Connector Interface	4.3-10 Female
RF Connector Location	Bottom
RF Connector Quantity, mid band	24
RF Connector Quantity, low band	12
RF Connector Quantity, total	36

Remote Electrical Tilt (RET) Information


RET Hardware	CommRET v2
RET Interface	8-pin DIN Male
RET Interface, quantity	6 male
Internal RET	Low band (6) Mid band (6)
Power Consumption, active state, maximum	10 W
Power Consumption, idle state, maximum	2 W

Dimensions

3X-RRV4-65B-R12

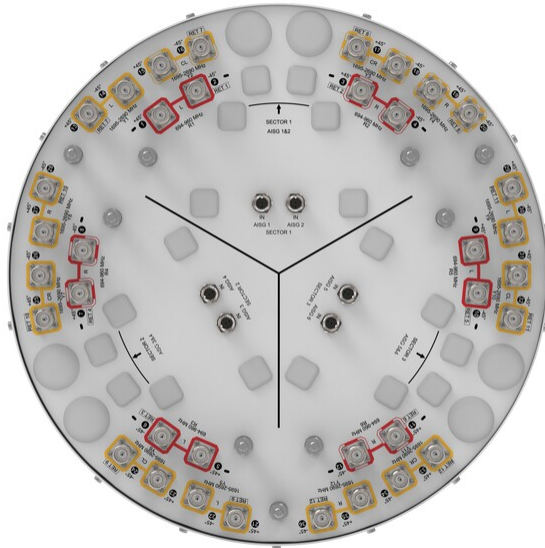
Length 2100 mm | 82.677 in
Net Weight, antenna only 95.5 kg | 210.541 lb
Outer Diameter 580 mm | 22.835 in

Array Layout



Array	Freq(MHz)	Conns	RET (SPET)	AISG RET UID
R1	694-960	1-2	1	CP*****R1
R2	694-960	3-4	2	CP*****R2
R3	694-960	5-6	3	CP*****R3
R4	694-960	7-8	4	CP*****R4
R5	694-960	9-10	5	CP*****R5
R6	694-960	11-12	6	CP*****R6
Y1	1695-2690	13-14	7	CP*****Y1
Y2	1695-2690	15-16		
Y3	1695-2690	17-18	8	CP*****Y3
Y4	1695-2690	19-20		
Y5	1695-2690	21-22	9	CP*****Y5
Y6	1695-2690	23-24		
Y7	1695-2690	25-26	10	CP*****Y7
Y8	1695-2690	27-28		
Y9	1695-2690	29-30	11	CP*****Y9
Y10	1695-2690	31-32		
Y11	1695-2690	33-34	12	CP*****YB
Y12	1695-2690	35-36		

Port Configuration



Electrical Specifications

3X-RRV4-65B-R12

Impedance	50 ohm
Operating Frequency Band	1695 – 2690 MHz 694 – 960 MHz
Polarization	±45°
Total Input Power, maximum	1,800 W @ 50 °C

Electrical Specifications

	R1-R4	R1-R4	R1-R4	Y1-Y12	Y1-Y12	Y1-Y12	Y1-Y12
Frequency Band, MHz	694–790	790–890	880–960	1695–1920	1920–2180	2300–2500	2500–2690
RF Port	1-12	1-12	1-12	13-36	13-36	13-36	13-36
Gain, dBi	14.5	14.9	15.2	16.8	18	18.4	18.1
Beamwidth, Horizontal, degrees	64	59	55	70	63	58	62
Beamwidth, Vertical, degrees	10.7	9.7	8.7	6	5.4	4.7	4.4
Beam Tilt, degrees	2–14	2–14	2–14	2–12	2–12	2–12	2–12
USLS (First Lobe), dB	17	15	17	16	17	20	20
Front-to-Back Ratio at 180°, dB	31	30	28	31	33	31	33
Isolation, Cross Polarization, dB	25	25	25	25	25	25	25
Isolation, Inter-band, dB	25	25	25	25	25	25	25
VSWR Return loss, dB	1.5 14.0	1.5 14.0	1.5 14.0	1.5 14.0	1.5 14.0	1.5 14.0	1.5 14.0
PIM, 3rd Order, 2 x 20 W, dBc	-150	-150	-150	-150	-150	-150	-150
Input Power per Port at 50°C, maximum, watts	250	250	250	200	200	200	200

Electrical Specifications, BASTA

	694–790	790–890	880–960	1695–1920	1920–2180	2300–2500	2500–2690
Frequency Band, MHz	694–790	790–890	880–960	1695–1920	1920–2180	2300–2500	2500–2690
Gain by all Beam Tilts, average, dBi	14	14.5	15	16.3	17.6	18	17.8
Gain by all Beam Tilts Tolerance, dB	±0.6	±0.5	±0.3	±0.8	±0.7	±0.6	±0.4
Beamwidth, Horizontal Tolerance, degrees	±10	±5	±3	±7	±13	±10	±4
Beamwidth, Vertical Tolerance, degrees	±0.8	±1	±0.6	±0.4	±0.4	±0.2	±0.2
USLS, beampeak to 20° above beampeak, dB	17	15	15	13	15	16	16
Front-to-Back Total Power at	24	23	24	26	26	27	29

3X-RRV4-65B-R12

180° ± 30°, dB

CPR at Boresight, dB	22	22	24	20	22	23	24
CPR at Sector, dB	8	8	9	3	3	5	5

Mechanical Specifications

Wind Loading @ Velocity, frontal	745.0 N @ 150 km/h (167.5 lbf @ 150 km/h)
Wind Loading @ Velocity, lateral	745.0 N @ 150 km/h (167.5 lbf @ 150 km/h)
Wind Loading @ Velocity, maximum	745.0 N @ 150 km/h (167.5 lbf @ 150 km/h)
Wind Loading @ Velocity, rear	745.0 N @ 150 km/h (167.5 lbf @ 150 km/h)
Wind Speed, maximum	241 km/h (150 mph)

Packaging and Weights

Width, packed	714 mm 28.11 in
Depth, packed	692 mm 27.244 in
Length, packed	2537 mm 99.882 in
Weight, gross	116 kg 255.736 lb

Regulatory Compliance/Certifications

Agency	Classification
CHINA-ROHS	Above maximum concentration value
ISO 9001:2015	Designed, manufactured and/or distributed under this quality management system
ROHS	Compliant/Exempted
UK-ROHS	Compliant/Exempted



* Footnotes

Performance Note	Severe environmental conditions may degrade optimum performance
-------------------------	---