


# RRV4-65B-R6



12-port sector antenna, 4x 698–960 and 8x 1695–2690 MHz, 65° HPBW, 6x IntRET. Bands cascaded SRET.

- All Internal RET actuators are connected in “Cascaded SRET” configuration

## General Specifications

<b>Antenna Type</b>	Sector
<b>Band</b>	Multiband
<b>Color</b>	Light Gray (RAL 7035)
<b>Grounding Type</b>	RF connector inner conductor and body grounded to reflector and mounting bracket
<b>Performance Note</b>	Outdoor usage   Wind loading figures are validated by wind tunnel measurements described in EN1991-1-4 standard
<b>Radome Material</b>	Fiberglass, UV resistant
<b>Reflector Material</b>	Aluminum
<b>RF Connector Interface</b>	4.3-10 Female
<b>RF Connector Location</b>	Bottom
<b>RF Connector Quantity, high band</b>	8
<b>RF Connector Quantity, low band</b>	4
<b>RF Connector Quantity, total</b>	12

## Remote Electrical Tilt (RET) Information

<b>RET Hardware</b>	CommRET v2
<b>RET Interface</b>	8-pin DIN Female   8-pin DIN Male
<b>RET Interface, quantity</b>	1 female   1 male
<b>Input Voltage</b>	10–30 Vdc
<b>Internal RET</b>	High band (4)   Low band (2)
<b>Power Consumption, active state, maximum</b>	8 W
<b>Power Consumption, idle state, maximum</b>	1 W
<b>Protocol</b>	3GPP/AISG 2.0 (Single RET)

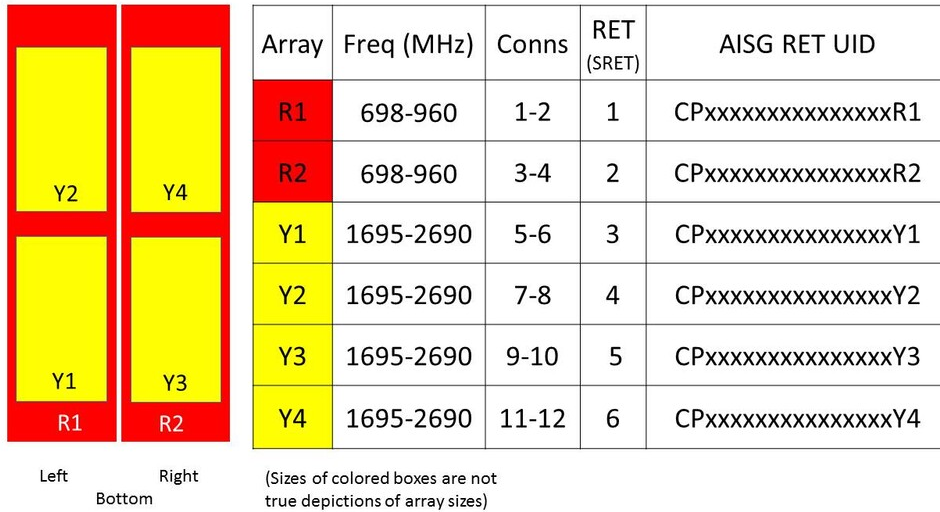
## Dimensions

<b>Width</b>	498 mm   19.606 in
--------------	--------------------

# RRV4-65B-R6


<b>Depth</b>	197 mm   7.756 in
<b>Length</b>	1828 mm   71.969 in
<b>Net Weight, antenna only</b>	38 kg   83.776 lb

## Array Layout



## Port Configuration

# RRV4-65B-R6



## Electrical Specifications

<b>Impedance</b>	50 ohm
<b>Operating Frequency Band</b>	1695 – 2690 MHz   698 – 960 MHz
<b>Polarization</b>	±45°
<b>Total Input Power, maximum</b>	1,200 W @ 50 °C

## Electrical Specifications

	R1,R2	R1,R2	R1,R2	Y1,Y2,Y3,Y4	Y1,Y2,Y3,Y4	Y1,Y2,Y3,Y4	Y1,Y2,Y3,Y4
<b>Frequency Band, MHz</b>	<b>694-806</b>	<b>790-894</b>	<b>890-960</b>	<b>1695-1920</b>	<b>1920-2200</b>	<b>2300-2400</b>	<b>2490-2690</b>
<b>RF Port</b>	1-4	1-4	1-4	5-12	5-12	5-12	5-12
<b>Gain, dBi</b>	14.9	15.1	15.3	16	16.6	16.5	16.4
<b>Beamwidth, Horizontal,</b>	66	64	61	60	61	59	70

# RRV4-65B-R6

degrees

<b>Beamwidth, Vertical, degrees</b>	11.8	10.7	10	10.9	9.9	9	8.5
<b>Beam Tilt, degrees</b>	2-14	2-14	2-14	2-14	2-14	2-14	2-14
<b>USLS (First Lobe), dB</b>	20	20	21	16	17	17	16
<b>Front-to-Back Ratio at 180°, dB</b>	31	29	30	33	38	36	32
<b>Isolation, Cross Polarization, dB</b>	25	25	25	25	25	25	25
<b>Isolation, Inter-band, dB</b>	25	25	25	25	25	25	25
<b>VSWR   Return loss, dB</b>	1.5 14.0	1.5 14.0	1.5 14.0	1.5 14.0	1.5 14.0	1.5 14.0	1.5 14.0
<b>PIM, 3rd Order, 2 x 20 W, dBc</b>	-150	-150	-150	-150	-150	-150	-150
<b>Input Power per Port at 50°C, maximum, watts</b>	250	250	250	200	200	200	150

## Electrical Specifications, BASTA

Frequency Band, MHz	694-806	790-894	890-960	1695-1920	1920-2200	2300-2400	2490-2690
<b>Gain by all Beam Tilts, average, dBi</b>	14.5	14.8	15	15.4	16.1	16.4	16
<b>Gain by all Beam Tilts Tolerance, dB</b>	±0.5	±0.5	±0.5	±0.8	±0.4	±0.2	±0.4
<b>Beamwidth, Horizontal Tolerance, degrees</b>	±3.6	±3.4	±3.9	±4.6	±3.6	±7.4	±7.8
<b>Beamwidth, Vertical Tolerance, degrees</b>	±0.9	±0.7	±0.7	±0.8	±0.7	±0.4	±0.4
<b>USLS, beampeak to 20° above beampeak, dB</b>	20	19	18	16	17	18	16
<b>Front-to-Back Total Power at 180° ± 30°, dB</b>	19	20	21	28	28	27	26
<b>CPR at Boresight, dB</b>	23	22	24	16	21	18	16
<b>CPR at Sector, dB</b>	9	7	8	9	9	9	6

## Mechanical Specifications

<b>Wind Loading @ Velocity, frontal</b>	711.0 N @ 150 km/h (159.8 lbf @ 150 km/h)
<b>Wind Loading @ Velocity, lateral</b>	229.0 N @ 150 km/h (51.5 lbf @ 150 km/h)
<b>Wind Loading @ Velocity, maximum</b>	998.0 N @ 150 km/h (224.4 lbf @ 150 km/h)
<b>Wind Loading @ Velocity, rear</b>	563.0 N @ 150 km/h (126.6 lbf @ 150 km/h)
<b>Wind Speed, maximum</b>	241 km/h (150 mph)

# RRV4-65B-R6

---

## Packaging and Weights

<b>Width, packed</b>	565 mm   22.244 in
<b>Depth, packed</b>	309 mm   12.165 in
<b>Length, packed</b>	2015 mm   79.331 in
<b>Weight, gross</b>	51.5 kg   113.538 lb

## Regulatory Compliance/Certifications

<b>Agency</b>	<b>Classification</b>
CHINA-ROHS	Above maximum concentration value
ISO 9001:2015	Designed, manufactured and/or distributed under this quality management system
ROHS	Compliant/Exempted
UK-ROHS	Compliant/Exempted



## Included Products

- BSAMNT-3 – Wide Profile Antenna Downtilt Mounting Kit for 2.4 - 4.5 in (60 - 115 mm) OD round members. Kit contains one scissor top bracket set and one bottom bracket set.

## \* Footnotes

**Performance Note** Severe environmental conditions may degrade optimum performance