

# CM-60S-96

---



Chain Mount Kit, 16 ft chain, includes pipe

## Product Classification

**Product Type** Chain mount kit

## General Specifications

**Chains, quantity** 2

**Pipe, quantity** 1

**Sectors, quantity** 1

## Dimensions

**Height** 152.4 mm | 6 in

**Width** 203.2 mm | 8 in

**Length** 2,438.4 mm | 96 in

**Chain Length** 4,902.2 mm | 193 in

**Pipe Length** 2,438.4 mm | 96 in

**Mounting Diameter, maximum** 1524 mm | 60 in

**Mounting Diameter, minimum** 203.2 mm | 8 in

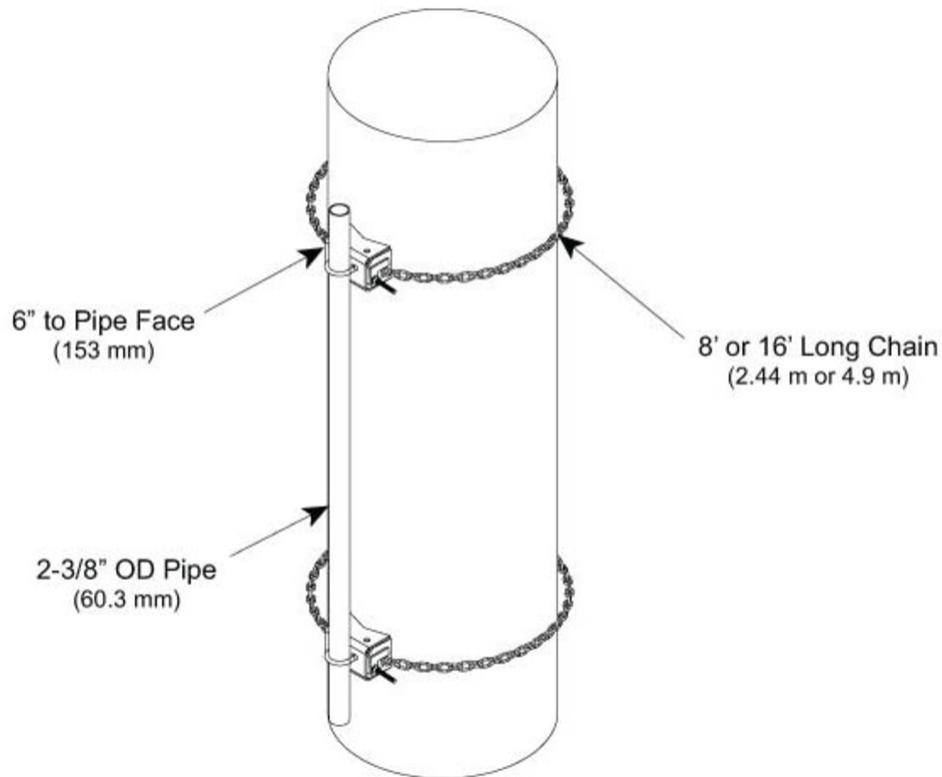
**Pipe Outer Diameter** 60.96 mm | 2.4 in

**Mounting Circumference, maximum** 4,775.2 mm | 188 in

**Mounting Circumference, minimum** 635 mm | 25 in

# CM-60S-96

## Outline Drawing



## Material Specifications

**Material Type** Hot dip galvanized steel

## Mechanical Specifications

**Wind Rating** 120 mph (BWS) at 100 ft AGL

**Wind Rating Criteria** One 96 in x 10 in panel antenna per sector

**Wind Rating Test Method** TIA/EIA-222

## Packaging and Weights

**Included** Chains | Plain end pipes

**Packaging quantity** 1

**Weight, net** 32.8 kg | 72.312 lb

# CM-60S-96

---

## Regulatory Compliance/Certifications

**Agency**

ISO 9001:2015

**Classification**

Designed, manufactured and/or distributed under this quality management system

## Included Products

- CM-60S-B – Chain Mount Base Kit, 16 ft chain
- MT-651-96 – Plain End Pipe, 2-3/8 in OD x 96 in .120" A500C 46Ksi

## \* Footnotes

**Wind Rating**

BWS—Base Wind Speed; FBC—Florida Building Code

# CM-60S-B

---

## Chain Mount Base Kit, 16 ft chain



### Product Classification

**Product Type** Chain mount kit

### General Specifications

**Chains, quantity** 2

**Pipe, quantity** 0

**Sectors, quantity** 1

### Dimensions

**Height** 152.4 mm | 6 in

**Width** 203.2 mm | 8 in

**Length** 203.2 mm | 8 in

**Chain Length** 4,902.2 mm | 193 in

**Mounting Diameter, maximum** 1524 mm | 60 in

**Mounting Diameter, minimum** 203.2 mm | 8 in

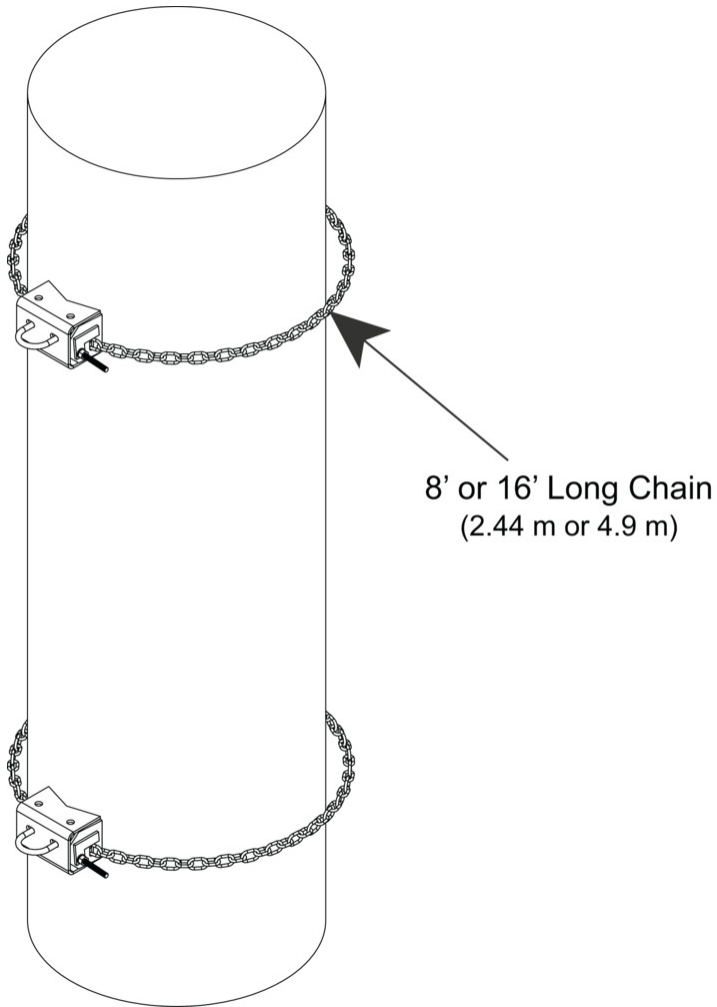
**Pipe Outer Diameter** 60.96 mm | 2.4 in

**Mounting Circumference, maximum** 4,775.2 mm | 188 in

**Mounting Circumference, minimum** 635 mm | 25 in

# CM-60S-B

## Outline Drawing



## Material Specifications

**Material Type** Hot dip galvanized steel

## Mechanical Specifications

**Wind Rating** 120 mph (BWS) at 100 ft AGL

**Wind Rating Criteria** One 96 in x 10 in panel antenna per sector

**Wind Rating Test Method** TIA/EIA-222

## Packaging and Weights

**Included** Chains | Plain end pipes

# CM-60S-B

---

**Packaging quantity** 1  
**Weight, net** 17.6 kg | 38.801 lb

## Regulatory Compliance/Certifications


<b>Agency</b>	<b>Classification</b>
ISO 9001:2015	Designed, manufactured and/or distributed under this quality management system

## \* Footnotes

**Wind Rating** BWS—Base Wind Speed; FBC—Florida Building Code

# MT-651-96

---



Plain End Pipe, 2-3/8 in OD x 96 in .120" A500C 46Ksi

## Product Classification

**Product Type** Plain end pipe

## General Specifications

**Pipe, quantity** 1

## Dimensions

**Height** 60.96 mm | 2.4 in  
**Width** 60.96 mm | 2.4 in  
**Length** 2,438.4 mm | 96 in  
**Pipe Length** 2,438.4 mm | 96 in  
**Pipe Outer Diameter** 60.96 mm | 2.4 in  
**Material Thickness** 3.048 mm | 0.12 in

## Material Specifications

**Material Type** A500 | Hot dip galvanized steel  
**Material Grade** C  
**Material Strength** 46 KSI

## Packaging and Weights

**Included** Pipe  
**Packaging quantity** 1  
**Weight, net** 10 kg | 22.046 lb

## Regulatory Compliance/Certifications

Agency	Classification
CHINA-ROHS	Above maximum concentration value
ISO 9001:2015	Designed, manufactured and/or distributed under this quality management system

# MT-651-96

---

ROHS	Compliant/Exempted
UK-ROHS	Compliant/Exempted

