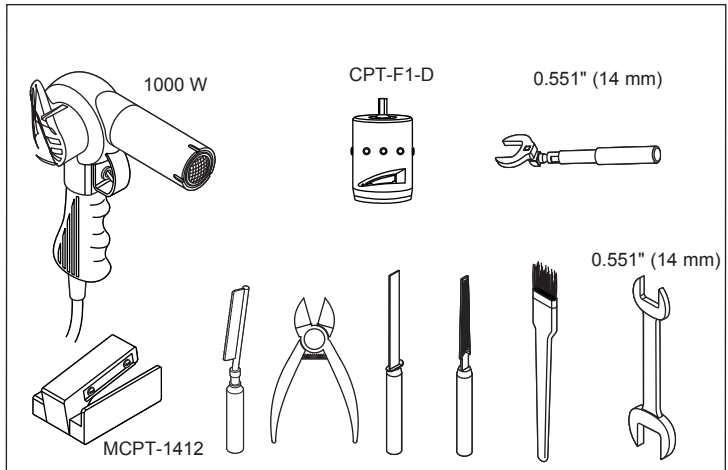
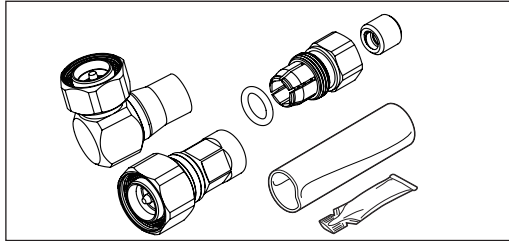
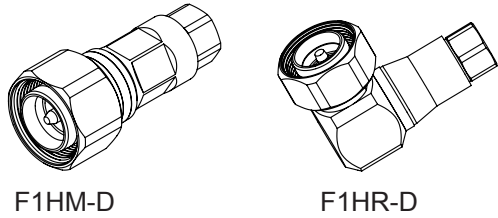


## F1 Connector Installation for HELIAX® FSJ1-50A Coaxial Cables

Bulletin 7761577 Revision B Page 1 of 2

CommScope Infrastructure Academy offers installation training.



**1** Straighten the cable and cut the endsquare using cable cutter.

6" (152 mm)

**2** Use MCPT-1412

**3** Trim cable jacket.

0.866" (22 mm)

**4** Trim inner conductor, Remove foam and adhesive, taper inner conductor.

0.354" (+0 -0.5 mm) (9.0 mm)

0.020" (0.5 mm) x 45°

**2** Apply forward pressure until the tool bottoms out. Reverse tool to remove. Clean up residual foam, and adhesive from cable inner anductor & cable foam.

Prep tool Part Number: CPT-F1-D

Operating drill speed 400-600 rpm range

0.354" (9.0 mm)

**WARNING**  
No Floating Foam allowed

Floating Foam

**5** Remove deburr and debris.

**WARNING**  
Outer conductor edges will be sharp

**6** Add threaded gasket, grease, and clamping nut. Ensure the planes of cable & clamping nut are on one line as below.

✓                      ✗                      ✗

## F1 Connector Installation


for HELIAX® FSJ1-50A Coaxial Cables

Bulletin 7761577 Revision B Page 2 of 2

CommScope Infrastructure Academy offers installation training.

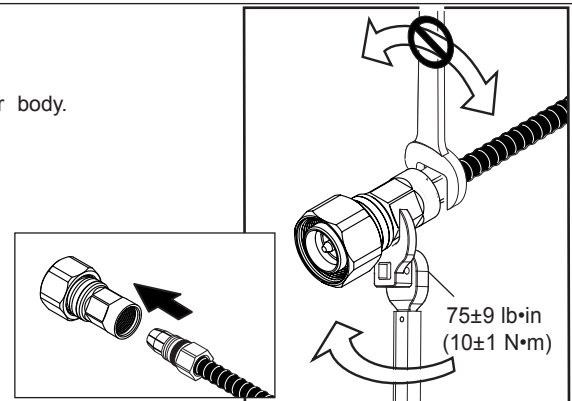
**7**

Add O-ring and grease.



**8**

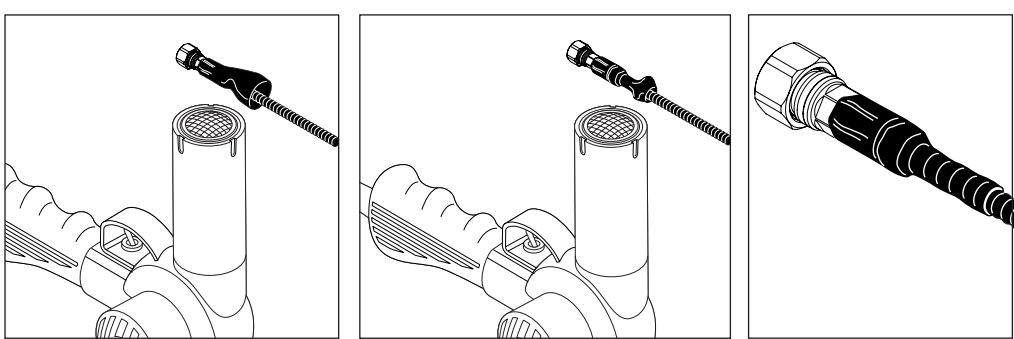
Attach connector body.



75±9 lb·in  
(10±1 N·m)

**9**

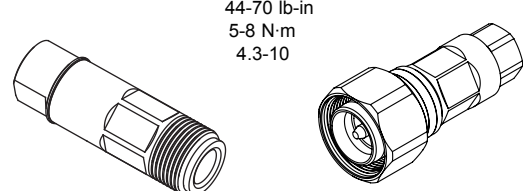
Apply heat shrink tube.




**10**

Coupling Torque.

44-70 lb-in  
5-8 N·m  
4.3-10



|  | 表一 有毒有害物质或元素名称及含量标识格式 |        |        |            |            |              |
|---|-----------------------|--------|--------|------------|------------|--------------|
|   | 有毒有害物质或元素             |        |        |            |            |              |
| 部件名称 (Part Name)  | 铅 (Pb)                | 汞 (Hg) | 镉 (Cd) | 六价铬 (Cr6+) | 多溴联苯 (PBB) | 多溴二苯醚 (PBDE) |
| 连接器 (Connector)   | X                     | O      | O      | O          | O          | O            |

O: 表示有毒有害物质在该部件所有的均质材料中的含量均在SJ/T 11363-2006规定的限量要求以下。  
X: 表示该有毒有害物质至少在该部件的某一均质材料中的含量超出SJ/T 11363-2006规定的限量要求。

**CommScope**  
1100 CommScope Place SE P.O. Box 339, Hickory, NC 28603-0339  
(828) 324-2200 (800) 982-1708  
www.commscope.com

**Customer Service 24 hours**  
North America: +1-800-255-1479 (toll free)  
Any country: +1-779-435-6500  
email: acicustomersupportcenter@commscope.com

Notice: CommScope disclaims any liability or responsibility for the results of improper or unsafe installation, inspection, maintenance, or removal practices.  
Aviso: CommScope no acepta ninguna obligación ni responsabilidad como resultado de prácticas incorrectas o peligrosas de instalación, inspección, mantenimiento o retiro.  
Avis : CommScope décline toute responsabilité pour les conséquences de procédures d'installation, d'inspection, d'entretien ou de retrait incorrectes ou dangereuses.  
Hinweis: CommScope lehnt jede Haftung oder Verantwortung für Schäden ab, die aufgrund unsachgemäßer Installation, Überprüfung, Wartung oder Demontage auftreten.  
Atenção: A CommScope abdica do direito de toda responsabilidade pelos resultados de práticas inadequadas e sem segurança de instalação, inspeção, manutenção ou remoção.  
Avvertenza: CommScope declina eventuali responsabilità derivanti dall'esecuzione di procedure di installazione, ispezione, manutenzione e smontaggio improprie o poco sicure.  
注意: CommScope 公司申明對於不恰當或不安全的安裝、檢驗、維修或拆卸操作所導致的後果不負責任。何義務和責任