

NHH-45C-R2B



6-port sector antenna, 2x 698–896 and 4x 1695–2360 MHz, 45° HPBW, 2x RETs and 2x SBTs. Both high bands share the same electrical tilt.

- Narrow beamwidth capacity antenna for higher level of densification and enhanced data throughput
- Internal SBT on low and high band allow remote RET control from the radio over the RF jumper cable
- Separate RS-485 RET input/output for low and high band
- One LB RET and one HB RET. Both high bands are controlled by one RET to ensure same tilt level for 4x Rx or 4x MIMO

General Specifications

Antenna Type	Sector
Band	Multiband
Color	Light Gray (RAL 7035)
Grounding Type	RF connector body grounded to reflector and mounting bracket
Performance Note	Outdoor usage Wind loading figures are validated by wind tunnel measurements described in white paper WP-112534-EN
Radome Material	Fiberglass, UV resistant
Radiator Material	Aluminum Low loss circuit board
Reflector Material	Aluminum
RF Connector Interface	4.3-10 Female
RF Connector Location	Bottom
RF Connector Quantity, high band	4
RF Connector Quantity, low band	2
RF Connector Quantity, total	6

Remote Electrical Tilt (RET) Information

RET Interface	8-pin DIN Female 8-pin DIN Male
RET Interface, quantity	2 female 2 male
Input Voltage	10–30 Vdc
Internal Bias Tee	Port 1 Port 3
Internal RET	High band (1) Low band (1)


NHH-45C-R2B

Power Consumption, idle state, maximum	1 W
Power Consumption, normal conditions, maximum	10 W
Protocol	3GPP/AISG 2.0 (Single RET)

Dimensions

Width	457 mm 17.992 in
Depth	178 mm 7.008 in
Length	2437 mm 95.945 in
Net Weight, without mounting kit	38.4 kg 84.657 lb

Array Layout




Array	Freq (MHz)	Conns	RET (SRET)	AISG RET UID
R1	698-896	1-2	1	ANxxxxxxxxxxxxxxxxx1
Y1	1695-2360	3-4	2	ANxxxxxxxxxxxxxxxxx2
Y2	1695-2360	5-6		

Left Right
Bottom

(Sizes of colored boxes are not true depictions of array sizes)

Port Configuration

NHH-45C-R2B



Electrical Specifications

Impedance	50 ohm
Operating Frequency Band	1695 – 2360 MHz 698 – 896 MHz
Polarization	±45°
Total Input Power, maximum	800 W @ 50 °C

Electrical Specifications

Frequency Band, MHz	698–806	806–896	1695–1880	1850–1990	1920–2200	2300–2360
Gain, dBi	17.8	18.1	19.4	19.7	20.2	20.7
Beamwidth, Horizontal, degrees	48	44	45	43	41	37
Beamwidth, Vertical, degrees	9	8.3	5.8	5.4	5	4.6
Beam Tilt, degrees	0–10	0–10	0–8	0–8	0–8	0–8
USLS (First Lobe), dB	16	20	17	19	19	20
Front-to-Back Ratio at 180°, dB	31	37	37	37	38	40
Isolation, Cross Polarization, dB	25	25	25	25	25	25
Isolation, Inter-band, dB	30	30	28	28	28	28
VSWR Return loss, dB	1.5 14.0	1.5 14.0	1.5 14.0	1.5 14.0	1.5 14.0	1.5 14.0

NHH-45C-R2B

PIM, 3rd Order, 2 x 20 W, dBc	-153	-153	-153	-153	-153	-153
Input Power per Port, maximum, watts	300	300	300	300	300	250

Electrical Specifications, BASTA

Frequency Band, MHz	698–806	806–896	1695–1880	1850–1990	1920–2200	2300–2360
Gain by all Beam Tilts, average, dBi	17.4	17.9	18.9	19.5	19.9	20.5
Gain by all Beam Tilts Tolerance, dB	±0.7	±0.3	±0.7	±0.3	±0.5	±0.3
Gain by Beam Tilt, average, dBi	0° 17.4 5° 17.5 10° 17.1	0° 17.9 5° 18.0 10° 17.6	0° 18.9 4° 18.9 8° 18.8	0° 19.5 4° 19.6 8° 19.5	0° 19.8 4° 19.9 8° 19.8	0° 20.4 4° 20.6 8° 20.4
Beamwidth, Horizontal Tolerance, degrees	±3	±3	±3.8	±2	±2.8	±1.3
Beamwidth, Vertical Tolerance, degrees	±0.5	±0.2	±0.3	±0.2	±0.3	±0.2
USLS, beampeak to 20° above beampeak, dB	16	17	16	15	15	17
Front-to-Back Total Power at 180° ± 30°, dB	24	26	27	28	29	30
CPR at Boresight, dB	21	17	18	21	19	19
CPR at Sector, dB	1	13	4	10	14	21

Mechanical Specifications

Effective Projective Area (EPA), frontal	1.4 m ² 15.069 ft ²
Effective Projective Area (EPA), lateral	0.3 m ² 3.229 ft ²
Mechanical Tilt Range	0°–10°
Wind Loading @ Velocity, frontal	1,485.0 N @ 150 km/h (333.8 lbf @ 150 km/h)
Wind Loading @ Velocity, lateral	315.0 N @ 150 km/h (70.8 lbf @ 150 km/h)
Wind Loading @ Velocity, maximum	1,485.0 N @ 150 km/h (333.8 lbf @ 150 km/h)
Wind Loading @ Velocity, rear	1,304.0 N @ 150 km/h (293.2 lbf @ 150 km/h)
Wind Speed, maximum	241 km/h (150 mph)

Packaging and Weights

Width, packed	608 mm 23.937 in
Depth, packed	346 mm 13.622 in
Length, packed	2579 mm 101.535 in

NHH-45C-R2B

Weight, gross

58.6 kg | 129.191 lb

Regulatory Compliance/Certifications

Agency	Classification
CHINA-ROHS	Above maximum concentration value
ISO 9001:2015	Designed, manufactured and/or distributed under this quality management system
ROHS	Compliant/Exempted
UK-ROHS	Compliant/Exempted



Included Products

- | | | |
|----------|---|--|
| BSAMNT-3 | - | Wide Profile Antenna Downtilt Mounting Kit for 2.4 - 4.5 in (60 - 115 mm) OD round members. Kit contains one scissor top bracket set and one bottom bracket set. |
| BSAMNT-M | - | Middle Downtilt Mounting Kit for Long Antennas for 2.4 - 4.5 in (60 - 115 mm) OD round members. Kit contains one scissor bracket set. |

* Footnotes

Performance Note Severe environmental conditions may degrade optimum performance

BSAMNT-3



Wide Profile Antenna Downtilt Mounting Kit for 2.4 - 4.5 in (60 - 115 mm) OD round members. Kit contains one scissor top bracket set and one bottom bracket set.

Product Classification

Product Type Downtilt mounting kit

General Specifications

Application Outdoor

Color Silver

Dimensions

Compatible Diameter, maximum 115 mm | 4.528 in

Compatible Diameter, minimum 60 mm | 2.362 in

Weight, net 6.2 kg | 13.669 lb

Material Specifications

Material Type Galvanized steel

Packaging and Weights

Included Brackets | Hardware

Packaging quantity 1

Weight, gross 6.4 kg | 14.11 lb


Regulatory Compliance/Certifications

Agency	Classification
CE	Compliant with the relevant CE product directives
CHINA-ROHS	Below maximum concentration value
ISO 9001:2015	Designed, manufactured and/or distributed under this quality management system
REACH-SVHC	Compliant as per SVHC revision on www.commscope.com/ProductCompliance
ROHS	Compliant
UK-ROHS	Compliant

BSAMNT-3



BSAMNT-M



Middle Downtilt Mounting Kit for Long Antennas for 2.4 - 4.5 in (60 - 115 mm) OD round members. Kit contains one scissor bracket set.

Product Classification

Product Type Downtilt mounting kit

General Specifications

Application Outdoor

Color Silver

Dimensions

Compatible Diameter, maximum 115 mm | 4.528 in

Compatible Diameter, minimum 60 mm | 2.362 in

Weight, net 4.5 kg | 9.921 lb

Material Specifications

Material Type Galvanized steel

Packaging and Weights

Included Brackets | Hardware

Packaging quantity 1

Regulatory Compliance/Certifications

Agency	Classification
CHINA-ROHS	Below maximum concentration value
ISO 9001:2015	Designed, manufactured and/or distributed under this quality management system
REACH-SVHC	Compliant as per SVHC revision on www.commscope.com/ProductCompliance
ROHS	Compliant
UK-ROHS	Compliant

