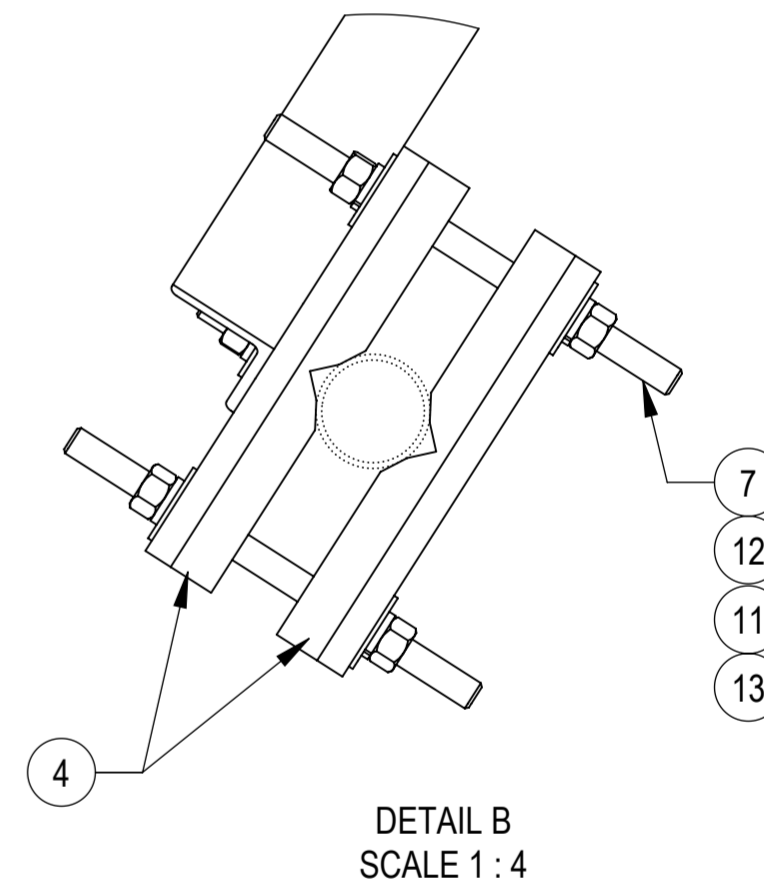
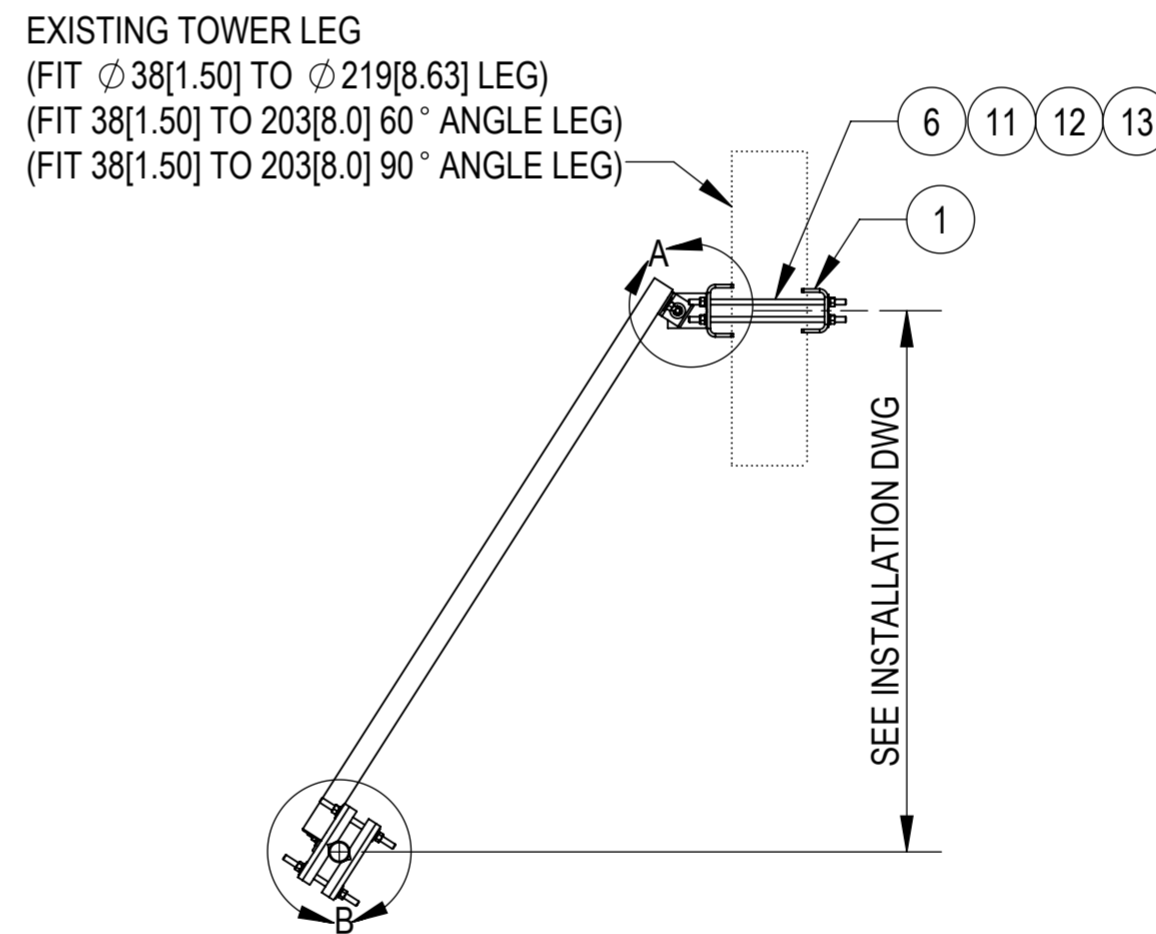
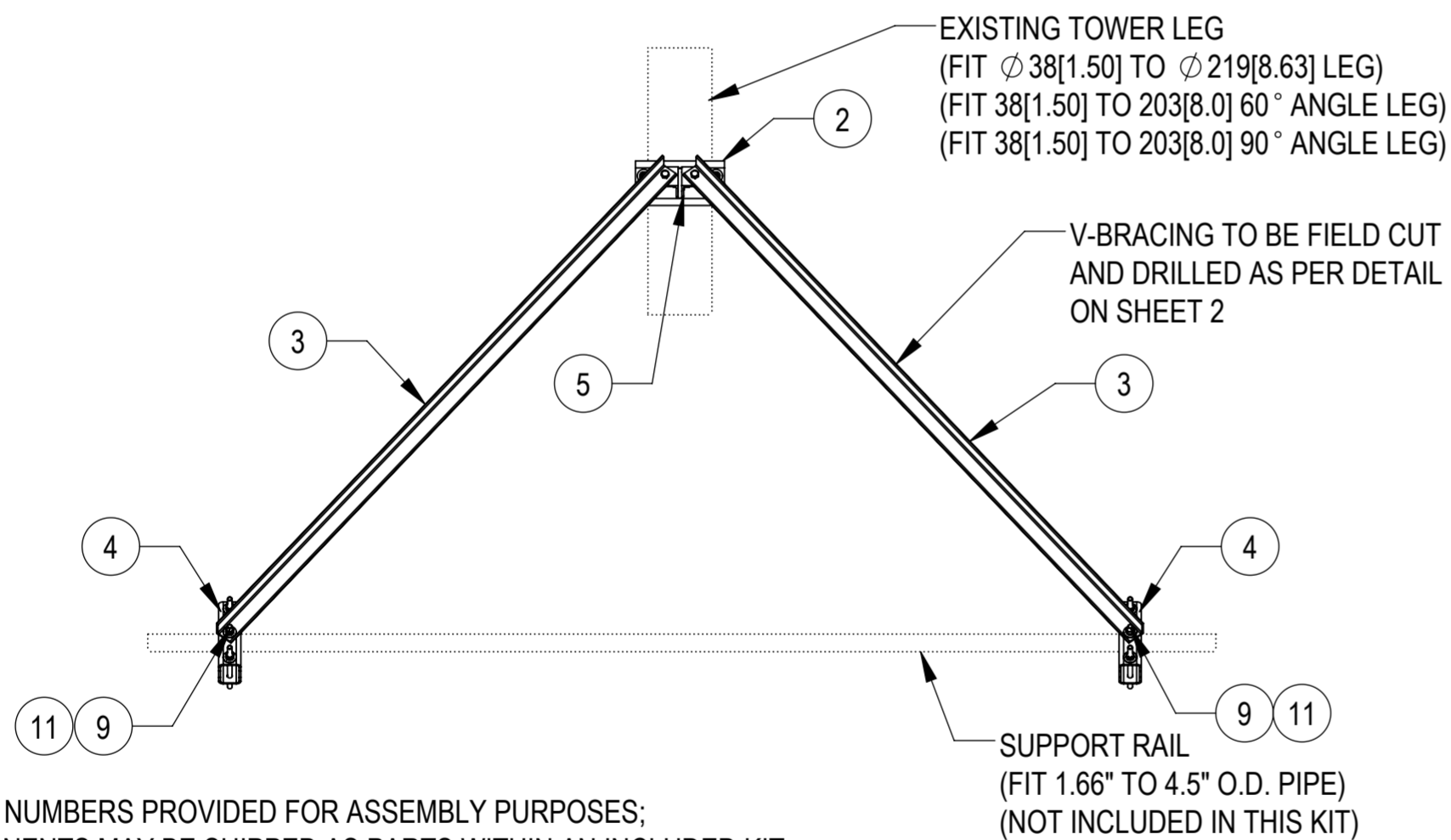
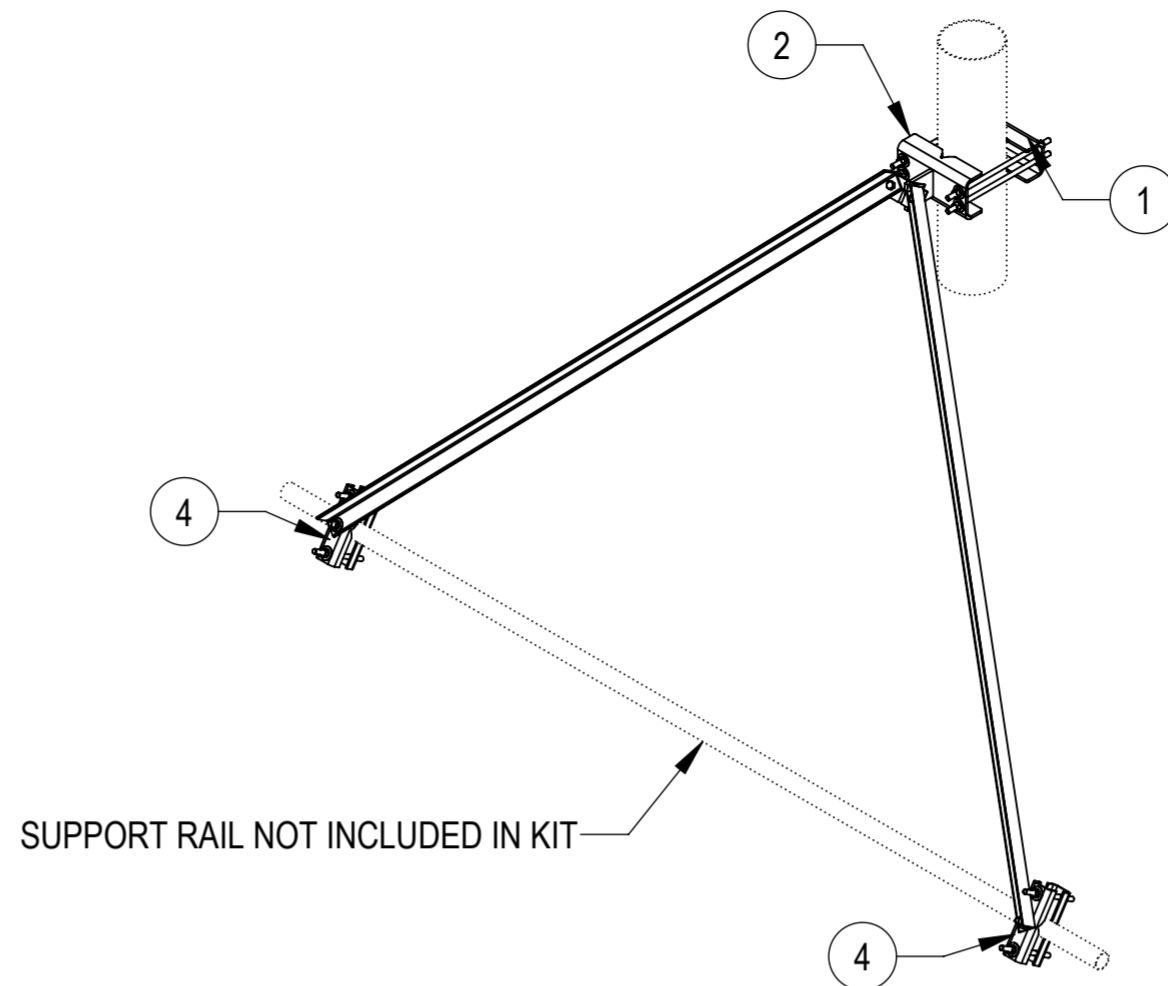
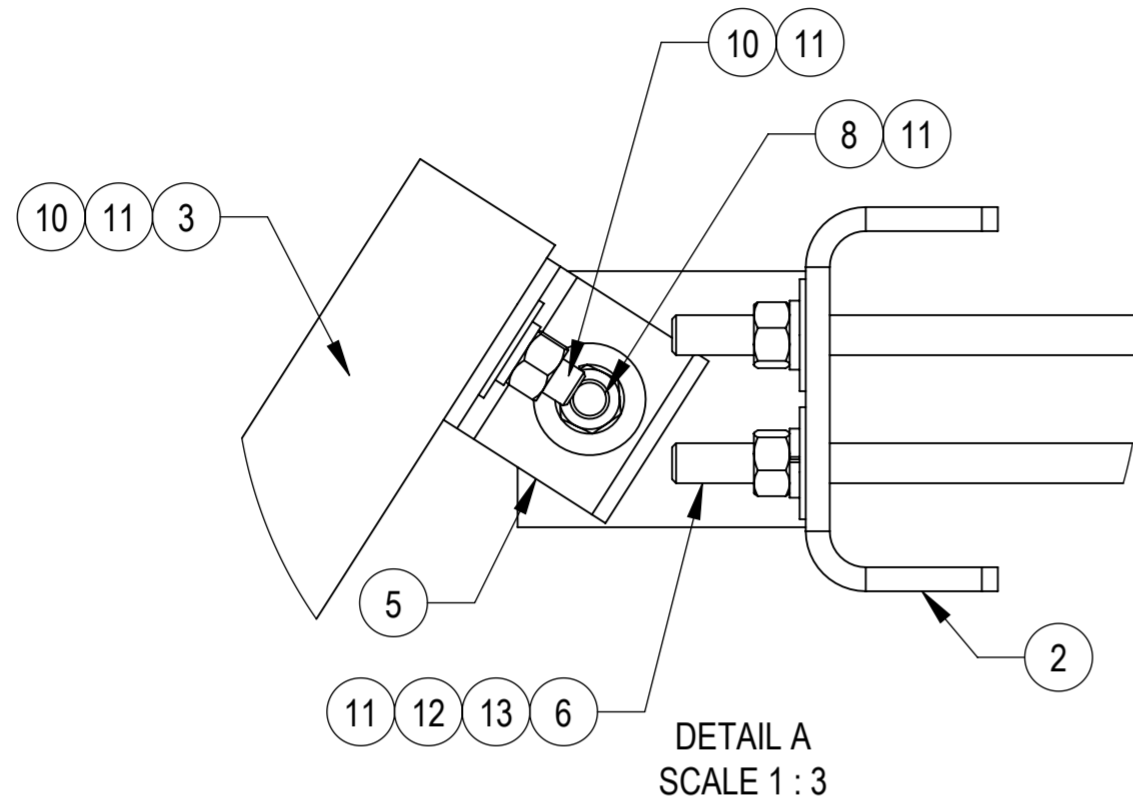


- 1.0 GENERAL NOTES
 1.1 ALL IMPERIAL DIMENSIONS ARE IN BRACKETS [X.XX]
 1.2 MARK PART WITH IDENTIFICATION NUMBER
 2.0 DESIGN NOTES
 3.0 MANUFACTURING/SPECIAL REQUIREMENTS
 3.1 TIGHTEN ALL BOLTS SECURING FLAT PLATES BY THE TURN-OF-NUT METHOD. TIGHTEN ALL U-BOLTS USING TURN-OF-NUT METHOD WITH ATTENTION TO LEAVE EQUAL DISTANCE AND EQUAL FORCE ON EACH LEG OF THE U-BOLT.
 4.0 TEST
 5.0 PACKAGING
 5.1 PACKAGING SHALL MEET COMMSCOPE REQUIREMENTS PER DOCUMENT IS-PL-3005
 5.2 PRINTED DOCUMENT TO BE PLACED INSIDE POLYBAG AND THEN IN SHIPPING CONTAINER
 5.3 EXTRA HARDWARE MAYBE SUPPLIED, BAGGED AND SHIPPED

REVISIONS			
REV.	DESCRIPTION	DATE	DATE
A	INITIAL RELEASE	JL1183 16MAR23	JAHAINES 40168212CMO



COMPONENT PART NUMBERS PROVIDED FOR ASSEMBLY PURPOSES;
 INDIVIDUAL COMPONENTS MAY BE SHIPPED AS PARTS WITHIN AN INCLUDED KIT.

ITEM	PART NO.	DESCRIPTION	QTY.	NOTE
1	SFK3-F1	BENT PLATE, .375 X 9.625 X 12.0	1	
2	SFK3-F3	WELDMENT, BRACKET	1	
3	A-SFK3-01	ANGLE 2-1/2" X 2-1/2" X 1/4"	2	
4	BP6875-10	CLAMP, V-BRACING FRONT	4	
5	AL-333	BRACKET, V-BRACING CLIP	2	
6	MT-382-18	5/8" X 18" GALV THREADED ROD	4	
7	MT-381-10	5/8" X 10" GALV THREADED ROD	4	
8	GB-0522A	5/8" X 2-1/4" GALV BOLT KIT (A325)	1	INCLUDES BOLT, NUT, LOCK WASHER
9	GB-0520A	5/8" X 2" GALV BOLT KIT (A325)	2	INCLUDES BOLT, NUT, LOCK WASHER
10	GB-0516A	5/8" X 1-3/4" GALV BOLT KIT A325	2	INCLUDES BOLT, NUT, LOCK WASHER
11	GWF-05	5/8" GALV FLAT WASHER, 1.7OD	21	
12	GWL-05	5/8" GALV LOCK WASHER	16	
13	GN-05	5/8" GALV HEX NUT	16	

COMMSCOPE, INC. OF NORTH CAROLINA

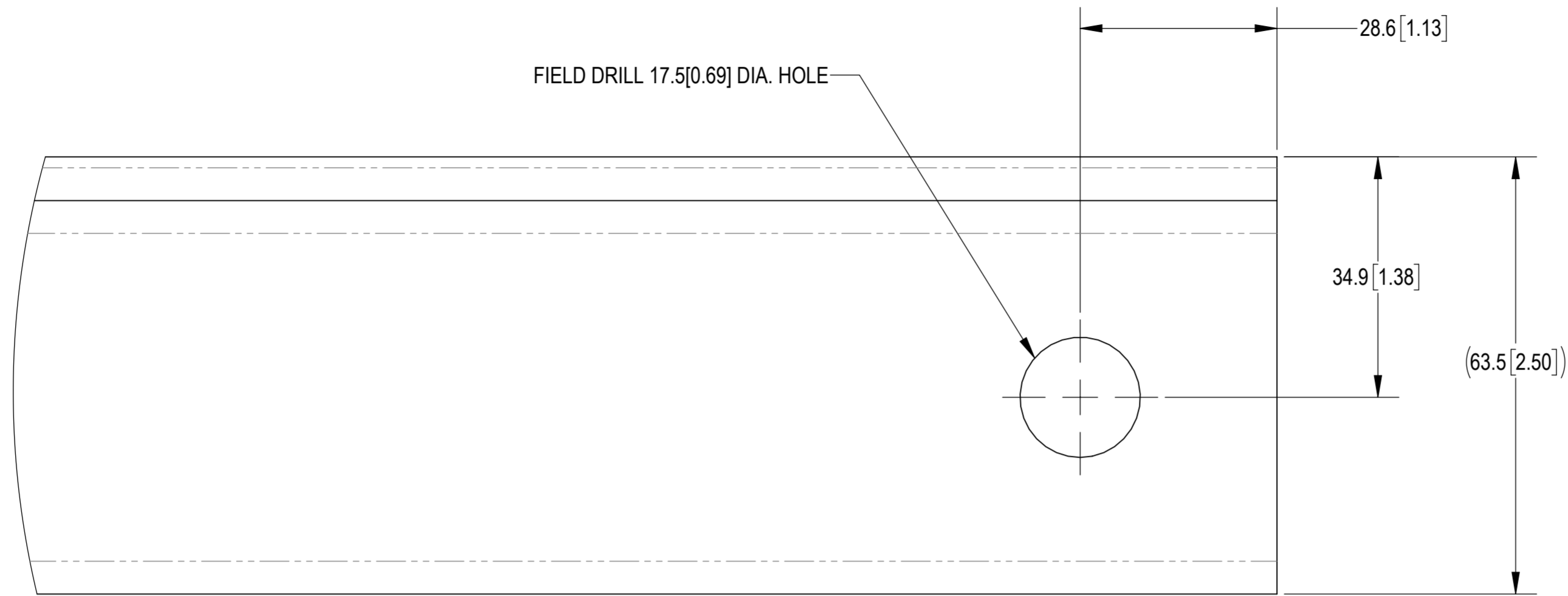
TOLERANCES
 0 PLACE X[.] ± 3[0.1] 2 PLACE .XX[.XXX] ± 0.76[0.030]
 1 PLACE .X[.XX] ± 1.5[0.06] ANGLES ± 1°

SAP MATERIAL MASTER
MUK-SFK3

FINISH		MATERIAL													
UNLESS OTHERWISE SPECIFIED DIMENSIONS ARE IN MILLIMETERS INTERPRET PER ANSI Y 14.5M-1994		<table border="1"> <thead> <tr> <th>NAME</th> <th>DATE</th> <th>TITLE</th> </tr> </thead> <tbody> <tr> <td>CE JL1183</td> <td>16MAR23</td> <td rowspan="4" style="text-align: center; font-size: 1.2em;">V-BRACING FOR SECTOR MOUNT</td> </tr> <tr> <td>RW JL1183</td> <td>03/21/2023</td> </tr> <tr> <td>AD YW1045</td> <td>03/23/2023</td> </tr> <tr> <td>RE YMENG</td> <td>03/24/2023</td> </tr> </tbody> </table>		NAME	DATE	TITLE	CE JL1183	16MAR23	V-BRACING FOR SECTOR MOUNT	RW JL1183	03/21/2023	AD YW1045	03/23/2023	RE YMENG	03/24/2023
NAME	DATE			TITLE											
CE JL1183	16MAR23			V-BRACING FOR SECTOR MOUNT											
RW JL1183	03/21/2023														
AD YW1045	03/23/2023														
RE YMENG	03/24/2023														
SCALE 1:20		DOCUMENT NO. MUK-SFK3													
SIZE A2	Auth Group INSL	MODEL													
VERSION 00	STATUS RE	REVISION A													

DRAWING
 VERSION **00** STATUS **RE** REVISION **A**

SHEET
1 OF 2



FIELD DRILL HOLE LOCATION



COPE IF REQUIRED

COMMSCOPE, INC. OF NORTH CAROLINA				
TITLE V-BRACING FOR SECTOR MOUNT				
SIZE A2	SCALE 1:20	DOCUMENT NO. MUK-SFK3		
DRAWING				SHEET
VERSION 00	STATUS RE	REVISION A	2 OF 2	