

HELIAX® Fiber Drop Cable Installation for DFJ-2S320 series

Bulletin 7822473 Revision B Page 1 of 1

CommScope Infrastructure Academy offers installation training.

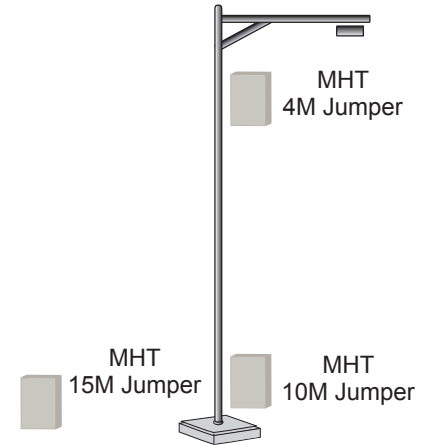
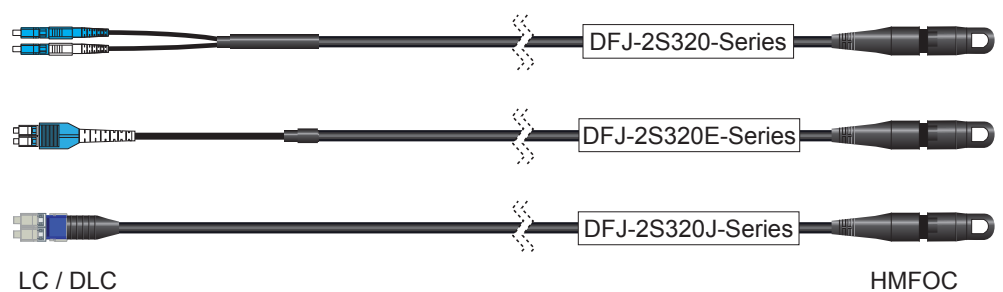
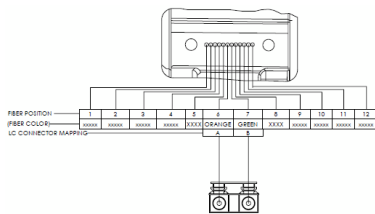
Pulling in Conduit Recommendation

Ensure the conduit is the proper size for the diameter (D) of the cable to be pulled. Use of a cable lubricant can reduce the tension when pulling through conduit.

USE – Water* and Silicone-based products designed for cable pulling

DON'T USE – Detergent and Petroleum based products can eat away at cable jacket materials


$$\text{Fill Ratio} = D_{\text{cable}}^2 / D_{\text{conduit}}^2$$




- 1 Fiber jumper installation requires the use of a pulling grip. Pulling from the LC end is recommended. **DO NOT** anchor or connect the jumper before routing. Start by protecting the LC connectors with bubble wrap or equivalent.



- 2 Install a pulling grip over the protected LC connectors. The end of the grip **MUST** go past the transition sleeve by a minimum of 6 inches. **DO NOT** exceed 20 lbs of pulling force.



- 3 If pulling from the HMFOC end is required the end of the pulling grip **MUST** go past the back of the connector by a minimum of 6 inches. **DO NOT** exceed 20 lbs of pulling force. **DO NOT** anchor or connect the jumper before routing.



CommScope
1100 CommScope Place SE P.O. Box 339, Hickory, NC 28603-0339
(828) 324-2200 (800) 982-1708
www.commscope.com

Customer Service 24 hours
North America: +1-800-255-1479 (toll free)
Any country: +1-779-435-6500
email: acicustomersupportcenter@commscope.com

Notice: CommScope disclaims any liability or responsibility for the results of improper or unsafe installation, inspection, maintenance, or removal practices.
Aviso: CommScope no acepta ninguna obligación ni responsabilidad como resultado de prácticas incorrectas o peligrosas de instalación, inspección, mantenimiento o retiro.
Avis: CommScope décline toute responsabilité pour les conséquences de procédures d'installation, d'inspection, d'entretien ou de retrait incorrectes ou dangereuses.
Hinweis: CommScope lehnt jede Haftung oder Verantwortung für Schäden ab, die aufgrund unsachgemäßer Installation, Überprüfung, Wartung oder Demontage auftreten.
Atenção: A CommScope abdica do direito de toda responsabilidade pelos resultados de práticas inadequadas e sem segurança de instalação, inspeção, manutenção ou remoção.
Avvertenza: CommScope declina eventuali responsabilità derivanti dall'esecuzione di procedure di installazione, ispezione, manutenzione e smontaggio improprie o poco sicure.

注意: CommScope 公司申明對於不恰當或不安全的安裝、檢驗、維修或拆卸操作所導致的後果不負責任 何義務和責任