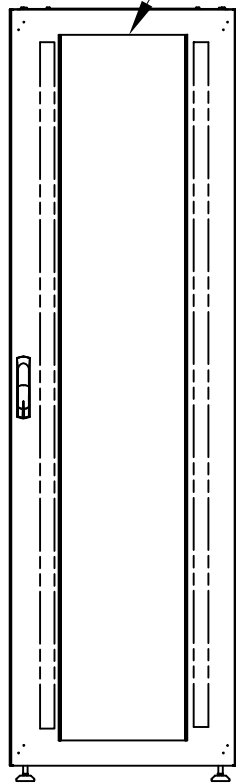


31.50  
[800.0]


VENTED TOP PANEL  
VENTED GLASS DOOR

SOLID STEEL SIDE  
PANEL (BOTH SIDES)



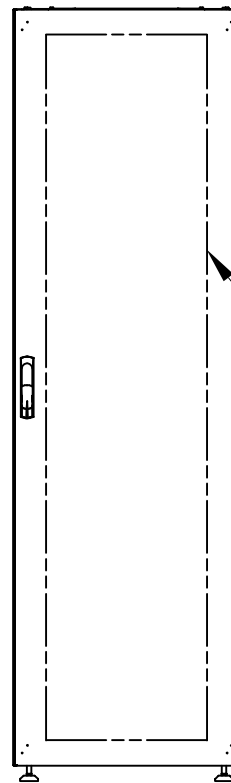
79.00  
[2006.6]

FRONT



SIDE

23.62  
[600.0]



REAR

VENTED STEEL DOOR

| MATERIAL ID | DESCRIPTION   | WEIGHT (lbs.) |
|-------------|---|---------------|
| 760077925   | SERVER CABINET 42U<br>600 x 800, VENTED GLASS<br>FRONT DOOR, SINGLE<br>VENTED REAR DOOR | WEIGHT        |

NOTES:

1. SEE COMMSCOPE CATALOG FOR PART NUMBER SUFFIXES TO INDICATE COLOR/PKG.
2. SEE COMMSCOPE CATALOG FOR COMPLETE LIST OF PARTS RELATED TO THE USE OF THIS PRODUCT.
3. DIMENSIONS IN PARENTHESES ARE IN METRIC.
4. PART INCLUDES:  
(1) CABINET

|   |  |
|---|--|
| COMMSCOPE ENCLOSURE SC 42U 6X8 GVF SVR WS     |  |
| <b>COMMSCOPE, INC</b> HICKORY, NORTH CAROLINA |  |
|   |  |
| DRAWN BY<br>SEW                               |  |
| DATE 10/24/07                                 |  |
| DWG NO. 760077925                             |  |

| REV | DATE     | ECR | DESCRIPTION   | BY  |
|-----|----------|-----|---------------|-----|
| 1   | 10/24/07 |     | INITIAL ISSUE | DSP |