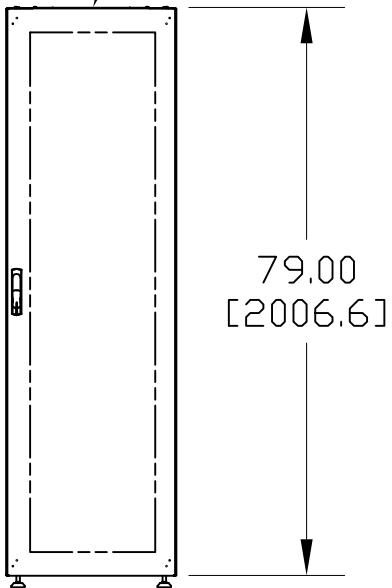
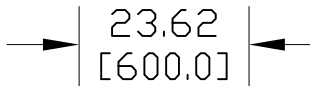



VENTED TOP PANEL

SOLID STEEL SIDE PANEL (BOTH SIDES)

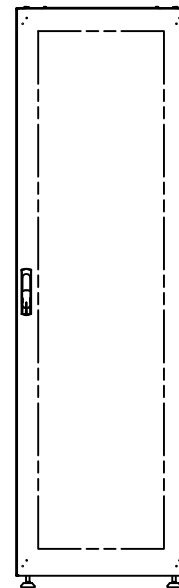
VENTED STEEL DOOR



FRONT



SIDE



REAR

VENTED STEEL DOOR

MATERIAL ID	DESCRIPTION	WEIGHT (lbs.)
760078022	SERVER CABINET 42U 600 x 1000, VENTED STEEL FRONT DOOR, SINGLE VENTED REAR DOOR	WEIGHT

NOTES:

- SEE COMMSCOPE CATALOG FOR PART NUMBER SUFFIXES TO INDICATE COLOR/PKG.
- SEE COMMSCOPE CATALOG FOR COMPLETE LIST OF PARTS RELATED TO THE USE OF THIS PRODUCT.
- DIMENSIONS IN PARENTHESES ARE IN METRIC.
- PART INCLUDES:  
(1) CABINET

COMMSCOPE ENCLOSURE SC 42U 6X10 SVF SVR WS

**COMMSCOPE, INC** HICKORY, NORTH CAROLINA

REV	DATE	ECR	DESCRIPTION	BY
1	11/15/07		INITIAL ISSUE	DSP

DRAWN BY SEW
DATE 11/15/07

DWG NO. 760078022