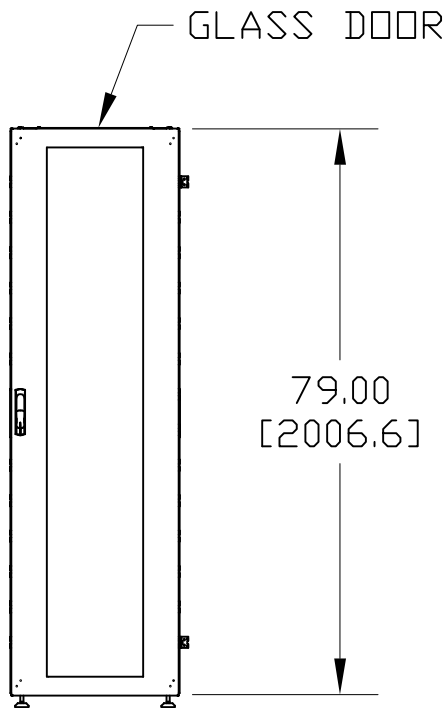
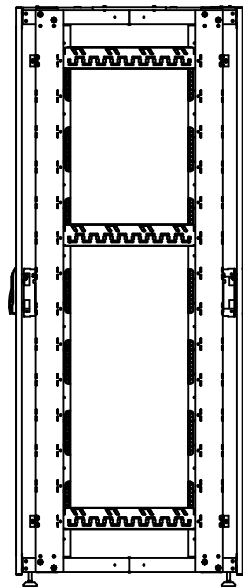


VENTED TOP PANEL

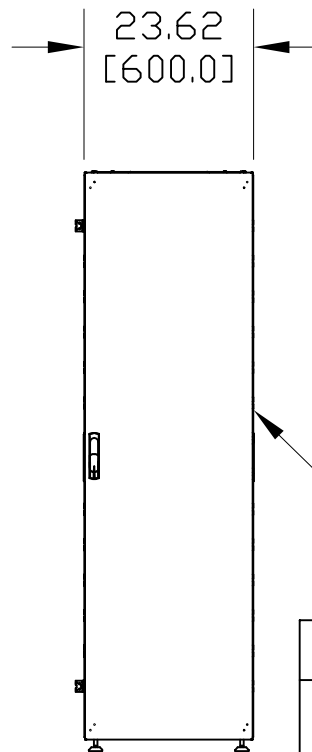


GLASS DOOR

FRONT



SIDE



STEEL DOOR

REAR

CATALOG NO.	DESCRIPTION	WEIGHT (lbs.)
760078840	CABLE CABINET 42U 600 x 800, ADDITION BAY	WEIGHT

NOTES:

1. SEE COMMSCOPE CATALOG FOR PART NUMBER SUFFIXES TO INDICATE COLOR/PKG.
2. SEE COMMSCOPE CATALOG FOR COMPLETE LIST OF PARTS RELATED TO THE USE OF THIS PRODUCT.
3. DIMENSIONS IN PARENTHESES ARE IN METRIC (mm).
4. PART INCLUDES:
(1) CABINET

COMMSCOPE ENCLOSURE CC 42U 600W X 800D	
COMMSCOPE, INC HICKORY, NORTH CAROLINA	
DRAWN BY SEW	DWG NO. 760078840
DATE 12/5/07	

REV	DATE	ECR	DESCRIPTION	BY
1	12/5/07		INITIAL ISSUE	DSP