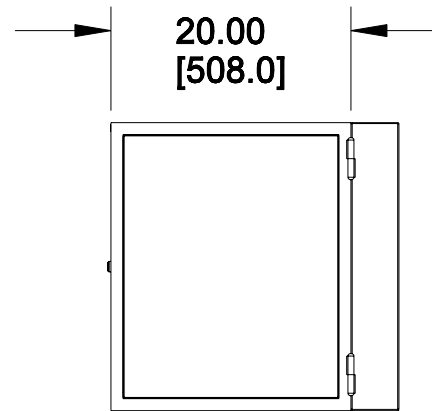
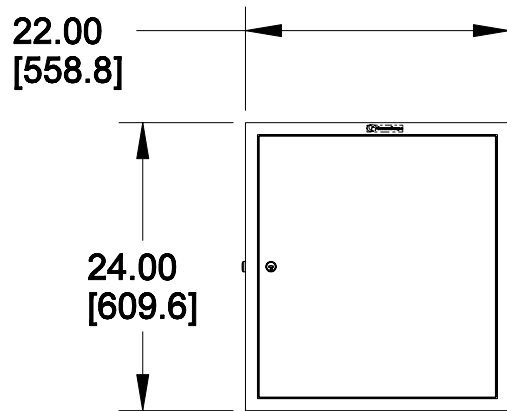
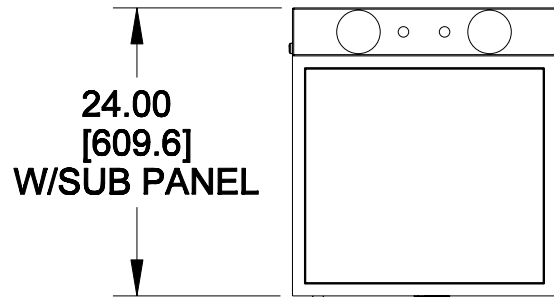


MATERIAL ID	DESCRIPTION	WEIGHT (lbs.)
760096040	WALL MOUNT CABINET, 12RU HEAVY DUTY SERIES FRONT DOOR: PLEXIGLASS SIDE PANELS: SOLID TOP AND BOTTOM PANELS: SOLID	75

**NOTES:**

- SEE COMMSCOPE CATALOG FOR PART NUMBER SUFFIXES TO INDICATE COLOR/PKG.
- SEE COMMSCOPE CATALOG FOR COMPLETE LIST OF PARTS RELATED TO THE USE OF THIS PRODUCT.
- DIMENSIONS IN PARENTHESES ARE IN METRIC.
- PART INCLUDES:  
(1) WALL MOUNT CABINET  
(2) SCREWS  
(3) SETS KEYS



**CW12-PSS-24HD**

**COMMSCOPE, INC** HICKORY, NORTH CAROLINA

REV	DATE	ECR	DESCRIPTION	BY
01	02-DEC-2008		INITIAL ISSUE	RAY

DRAWN BY  
TZ  
DATE 02-DEC-2008

DWG NO. 760096040