


# STX192127Q-N10 | E11F03P85



## Ultra-Compact Quad Triplexer PCS/AWS/2496-2700MHz, NEX10 connectors

- BTS-to-feeder and feeder-to-antenna application
- Miniature NEX10™ series connector for superior PIM and compact size
- dc/AISG blocking on all ports
- Suitable for space limited applications like Metro Cell, Lamp Pole, Concealment Solution and Macro Site
- Ideal for small cell applications

## Product Classification

**Product Type** Triplexer

## General Specifications

**Color** Gray

**Common Port Label** COMM

**Modularity** 4-Quad

**Mounting** Pole | Wall

**Mounting Pipe Hardware** Band clamps (2)

**RF Connector Interface** NEX10 Female

**RF Connector Interface Body Style** Long neck

## Dimensions

**Height** 87 mm | 3.425 in

**Width** 259 mm | 10.197 in

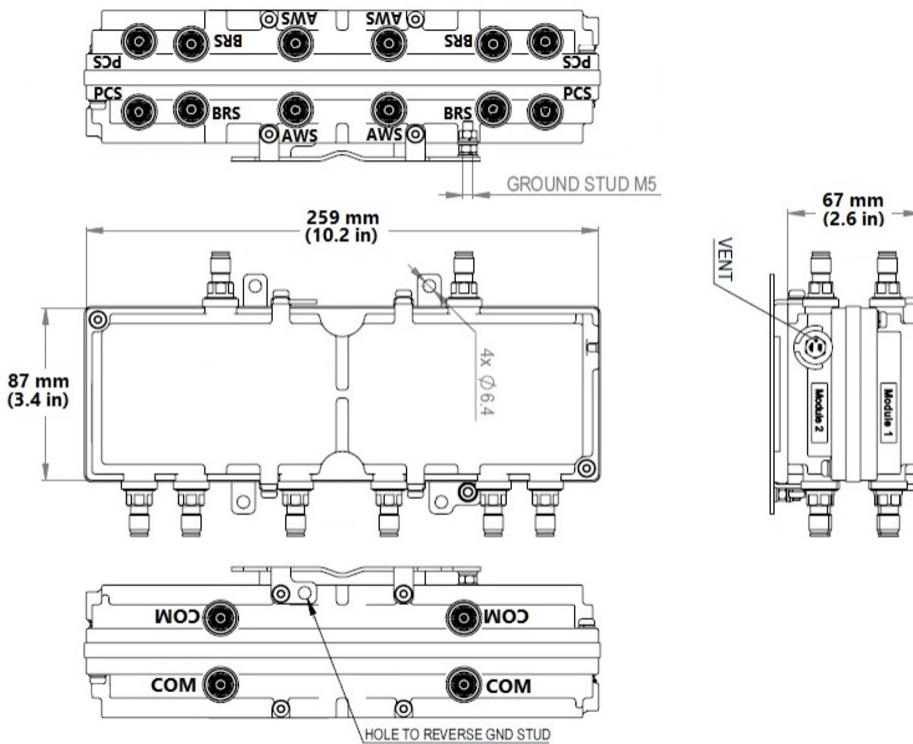
**Depth** 67 mm | 2.638 in

**Ground Screw Diameter** 5 mm | 0.197 in

**Mounting Pipe Diameter Range** 42.6–122 mm

## Outline Drawing

# STX192127Q-N10 | E11F03P85



## Electrical Specifications

<b>Impedance</b>	50 ohm
<b>License Band, Band Pass</b>	AWS 1700   AWS 2000   DCS 1800   IMT 2100   IMT 2600   PCS 1900   TDD 2600

## Electrical Specifications, dc Power/Alarm

<b>dc/AISG Pass-through Method</b>	No dc/AISG pass-through
<b>Lightning Surge Current</b>	5 kA
<b>Lightning Surge Current Waveform</b>	8/20 waveform

## Electrical Specifications

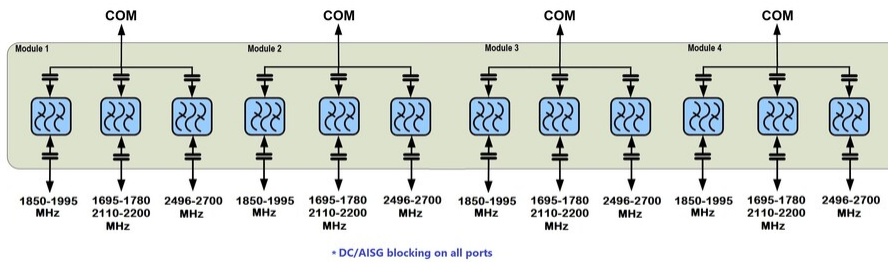
<b>Sub-module</b>	1   2	1   2	1   2
<b>Branch</b>	1	2	3
<b>Port Designation</b>	PCS	AWS	BRS
<b>License Band</b>	PCS 1900, Band Pass	AWS 1700, Band Pass AWS 2000, Band Pass	TDD 2600, Band Pass IMT 2600, Band Pass

# STX192127Q-N10 | E11F03P85

## Electrical Specifications, Band Pass

Frequency Range, MHz	1850-1995	1695-1780 2110-2200	2496-2700
Insertion Loss, maximum, dB	0.35	0.3	0.3
Total Group Delay, maximum, ns	15	15	8
Return Loss, typical, dB	20	20	20
Isolation, minimum, dB	35	35	35
Input Power, RMS, maximum, W	85	85	85
Input Power, PEP, maximum, W	1000	1000	1000
3rd Order PIM, typical, dBc	-155	-155	-155
3rd Order PIM Test Method	Two +43 dBm carriers	Two +43 dBm carriers	Two +43 dBm carriers

## Block Diagram



## Environmental Specifications

Operating Temperature	-40 °C to +65 °C (-40 °F to +149 °F)
Relative Humidity	Up to 100%
Corrosion Test Method	IEC 60068-2-11, 30 days
Ingress Protection Test Method	IEC 60529:2001, IP67

## Packaging and Weights

Included	Mounting hardware
Mounting Hardware Weight	0.2 kg   0.441 lb
Volume	1.5 L
Weight, without mounting hardware	2.66 kg   5.864 lb