



## Cold shrink kit CS-PWRCN

Cold shrink kit for power cable connector and 3/8" coaxial cable


Bulletin 7717866 Rev. C | Page 1 of 2




Hold shrink sleeve at a comfortable angle and pull the plastic tab until the front end of the plastic is removed and is even with the shrink sleeve (as is shown in 1b).



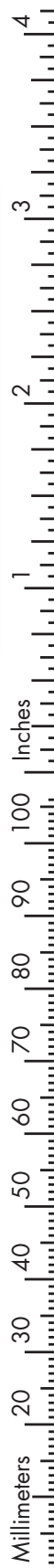
Plastic has been removed and is now even with the front edge of the shrink tube.




Slide cold shrink tube over the assembly making sure the plastic core tab is positioned away from the connector. Attach and tighten connector to device.



Slide the shrink sleeve forward over the connector assembly. Make sure the cold shrink is FLUSH against the connector cabinet. Hold the cold shrink in place over the connector to keep the sleeve from slipping. Your hand should be over the cold shrink and holding it in place against the cabinet as you start pulling the plastic tab away. Pull the plastic away until the cold shrink is fully deployed over the connector and cable (as shown in figure 4 on page 2).





**ANDREW an Amphenol company**

2601 Telecom Parkway, Richardson, Texas, 75082, USA  
[www.andrew.com](http://www.andrew.com)

Notice: ANDREW disclaims any liability or responsibility for the results of improper or unsafe installation, inspection, maintenance, or removal practices.

Aviso: ANDREW no acepta ninguna obligación ni responsabilidad como resultado de prácticas incorrectas o peligrosas de instalación, inspección, mantenimiento o retiro.

Avis: ANDREW décline toute responsabilité pour les conséquences de procédures d'installation, d'inspection, d'entretien ou de retrait incorrectes ou dangereuses.

Hinweis: ANDREW lehnt jede Haftung oder Verantwortung für Schäden ab, die aufgrund unsachgemäßer Installation, Überprüfung, Wartung oder Demontage auftreten.

Atenção: A ANDREW abdica do direito de toda responsabilidade pelos resultados de práticas inadequadas e sem segurança de instalação, inspeção, manutenção ou remoção.

Avvertenza: ANDREW declina eventuali responsabilità derivanti dall'esecuzione di procedure di installazione, ispezione, manutenzione e smontaggio improprie o poco sicure.

注意: ANDREW 公司申明對於不恰當或不安全的安裝、檢驗、維修或拆卸操作所導致的後果不負責任 何義務和責任

**Technical Support**

+1 888 297 6433, Option 3 (Toll Free US and Canada)  
[awpnarsupport@andrew.com](mailto:awpnarsupport@andrew.com)