

Base Product



InstaPATCH® Cu GigaSPEED X10D® U/UTP Riser Preterminated Copper Cable, dual row high density outlet to dual row high density outlet, 18 links

## Product Classification

Regional Availability	Asia   Australia/New Zealand   EMEA   Latin America   North America
Portfolio	CommScope®
Product Type	Copper trunk cable assembly
Product Brand	GigaSPEED X10D®   InstaPATCH® Cu

## General Specifications

ANSI/TIA Category	6A
Cable Type	U/UTP (unshielded)
Conductor Type	Solid
Interface, Connector A	Information outlet
Interface Feature, connector A	Dual row   High density
Interface, Connector B	Information outlet
Interface Feature, connector B	Dual row   High density
Link Count	18
Wiring	T568B

## Dimensions

Cable Assembly Length Range (m)	5 – 90
Cable Assembly Length Range (ft)	17 – 295

## Electrical Specifications

dc Resistance, maximum	0.3 ohm
Safety Voltage Rating	300 V

## Ordering Tree

# CBCCF | IP6A-18RUTP-02H-02H

123456789101112

C A A A C - 1 1 H A B B F 0 5 0

Cable Type

1

A

Cat 6A X10D – U/UTP (Plenum)

B

Cat 6A X10D – U/UTP (Riser)

C

Cat 6A X10D – U/UTP (LSZH)

D

Cat 6A X10D – F/UTP (Plenum)

E

Cat 6A X10D – F/UTP (Riser)

F

Cat 6A X10D – F/UTP (LSZH)

G

Cat 6 XL – U/UTP (Plenum)

H

Cat 6 XL – U/UTP (Riser)

J

Cat 6 XL – U/UTP (LSZH)

Q

Cat 6A X10D – S/FTP (LSZH)

R

Cat 6 – U/UTP Class B Rated (LSZH)

S

Cat 6A – U/UTP Class B Rated (LSZH)

Y

Cat 6A X10D SD – U/UTP (Riser)

Connector B

3

A

Outlet\* – Single Row Standard Density

B

Outlet\* – Dual Row Standard Density

C

Outlet\* – Dual Row High Density

G

RJ45 Plug\* – Single Row Standard Density

H

RJ45 Plug\* – Dual Row Standard Density

J

RJ45 Plug\* – Dual Row High Density

N

1100 Module

R

360 1100 Evolve Module

S

OneLink 2x6

T

OneLink 2x4

Orientation A

1

Trident Series Flat

2

Right Paired Flat

3

Right Series Flat

4

Left Paired Flat

5

Left Series Flat

6

Trident Paired Flat

A

Trident Series Angled

B

Right Paired Angled

C

Right Series Angled

D

Left Paired Angled

E

Left Series Angled

F

Trident Paired Angled

Orientation B

1

Trident Series Flat

2

Right Paired Flat

3

Right Series Flat

4

Left Paired Flat

5

Left Series Flat

6

Trident Paired Flat

A

Trident Series Angled

B

Right Paired Angled

C

Right Series Angled

D

Left Paired Angled

E

Left Series Angled

F

Trident Paired Angled

X

Not Applicable

Connector A

2

A

Outlet\* – Single Row Standard Density

B

Outlet\* – Dual Row Standard Density

C

Outlet\* – Dual Row High Density

G

RJ45 Plug\* – Single Row Standard Density

H

RJ45 Plug\* – Dual Row Standard Density

J

RJ45 Plug\* – Dual Row High Density

N

1100 Module

R

360 1100 Evolve Module

S

OneLink 2x6

T

OneLink 2x4

X

Unterminated

Link

4

B

6

C

8

D

12

E

16

F

18

G

24

Outlet Color

0

Not Applicable

1

Black (BK)

2

Blue (BL)

8

White (WH)

UOM

11

F

Foot

M

Meter

Length

12

XXX

Bundling

7

H

Hook-n-loop

S

Sleeving

Jacket Color

8

White (WH)

C

Slate (SL)

Z

Blue (BL)

Labeling

8

A

Generic Label

UOM

11

F

Foot

M

Meter

Length

12

XXX

Cords > 1m are authorized for use in channels and are an effective standalone method used to connect active devices

Cords < 1m are also valid elements for use in a channel or as an equipment interconnect, but due to their limited length are not guaranteed to meet component compliance requirements that were developed to assess the quality of longer cords

## Environmental Specifications

Operating Temperature	-10 °C to +60 °C (+14 °F to +140 °F)
Environmental Space	Riser
Flammability Rating	UL 94 V-0

## Regulatory Compliance/Certifications

Agency	Classification
ISO 9001:2015	Designed, manufactured and/or distributed under this quality management system

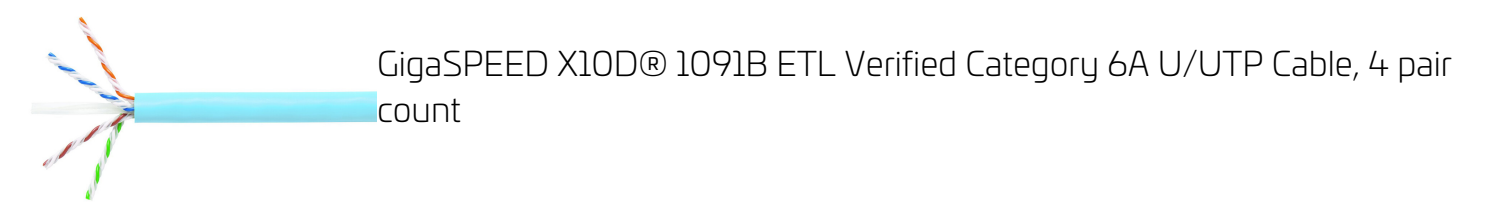
## Included Products

1091B-4/23	– GigaSPEED X10D® 1091B ETL Verified Category 6A U/UTP Cable, 4 pair count
MGS600	– GigaSPEED X10D® M-Series Modular Jack, RJ45, Cat6A Unshielded

Page 2 of 7

©2025 CommScope, Inc. All rights reserved. CommScope and the CommScope logo are registered trademarks of CommScope and/or its affiliates in the U.S. and other countries. For additional trademark information see <https://www.commscope.com/trademarks>. All product names, trademarks and registered trademarks are property of their respective owners. Revised: January 22, 2025

COMMScope®



## Product Classification

Regional Availability	Asia   Australia/New Zealand   EMEA   Latin America   North America
Portfolio	SYSTIMAX®
Product Type	Twisted pair cable
Product Brand	GigaSPEED X10D®

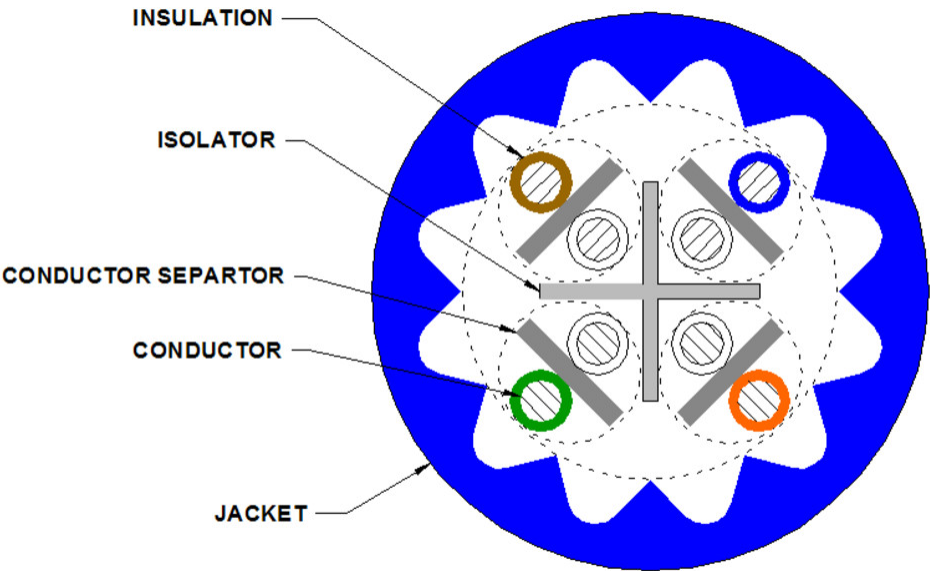
## General Specifications

Product Number	1091B
ANSI/TIA Category	6A
Cable Component Type	Horizontal
Cable Type	U/UTP (unshielded)
Conductor Type, singles	Solid
Conductors, quantity	8
Pairs, quantity	4
Separator Type	Isolator
Transmission Standards	ANSI/TIA-568.2-D   ISO/IEC 11801 Class EA

## Dimensions

Diameter Over Jacket, nominal	7.239 mm   0.285 in
Jacket Thickness	1.295 mm   0.051 in
Conductor Gauge, singles	23 AWG

## Cross Section Drawing



Electrical Specifications

Characteristic Impedance	100 ohm
Characteristic Impedance Tolerance	±15 ohm
dc Resistance Unbalance, maximum	4 %
dc Resistance, maximum	7.61 ohms/100 m   2.32 ohms/100 ft
Dielectric Strength, minimum	1500 Vac   2500 Vdc
Mutual Capacitance at Frequency	6.0 nF/100 m @ 1 kHz
Nominal Velocity of Propagation (NVP)	65 %
Operating Frequency, maximum	550 MHz
Operating Voltage, maximum	80 V
Remote Powering	Fully complies with the recommendations set forth by IEEE 802.3bt (Type 4) for the safe delivery of power over LAN cable when installed according to ISO/IEC 14763-2, CENELEC EN 50174-1, CENELEC EN 50174-2 or TIA TSB-184-A

Material Specifications

Conductor Material	Bare copper
Insulation Material	Polyolefin
Jacket Material	PVC
Separator Material	Polyolefin
Separator 2 Material	Polyolefin

Mechanical Specifications

**Pulling Tension, maximum** 11.34 kg | 25 lb

Environmental Specifications

**Installation temperature** 0 °C to +60 °C (+32 °F to +140 °F)

**Operating Temperature** -20 °C to +60 °C (-4 °F to +140 °F)

**Environmental Space** Non-plenum

**Temperature Rating, UL** 75 °C | 167 °F

**Flame Test Method** CMR

Packaging and Weights


**Cable weight** 55.509 kg/km | 37.3 lb/kft

Regulatory Compliance/Certifications

Agency	Classification
ISO 9001:2015	Designed, manufactured and/or distributed under this quality management system

# MGS600

Base Product



GigaSPEED X10D® M-Series Modular Jack, RJ45, Cat6A Unshielded

## Product Classification

Regional Availability	Asia   Australia/New Zealand   EMEA   Latin America   North America
Portfolio	SYSTIMAX®
Product Type	Modular jack
Product Brand	GigaSPEED X10D®
Product Series	MGS600

## General Specifications

ANSI/TIA Category	6A
Cable Type	Unshielded
Conductor Type	Solid   Stranded
Termination Type	IDC
Wiring	T568A   T568B

## Dimensions

Height	19.4 mm   0.764 in
Width	21.08 mm   0.83 in
Depth	30.2 mm   1.189 in
Compatible Conductor Gauge, solid	22-24 AWG   21 AWG (for CommScope GigaREACH cable only)
Compatible Conductor Gauge, stranded	22–24 AWG

## Electrical Specifications

Contact Resistance Variation, maximum	20 mOhm
Contact Resistance, maximum	100 mOhm
Current Rating at Temperature	1.5 A @ 20 °C   1.5 A @ 68 °F
Dielectric Withstand Voltage, RMS, conductive surface	1,500 Vac @ 60 Hz

# MGS600

Dielectric Withstand Voltage, RMS, contact-to-contact	1,000 Vac @ 60 Hz
Insulation Resistance, minimum	500 MOhm
PoE Durability	Supports IEEE 802.3bt Type 4 (90 W) applications after 3000 plug to jack mating cycles

## Material Specifications

Contact Plating Material	Precious metals
Material Type	Copper alloy   High-impact, flame retardant, thermoplastic
Termination Contact Plating	Nickel

## Mechanical Specifications

Plug Retention Force, minimum	133 N   29.9 lbf
Plug to Jack Mating Cycles	Complies to IEC 60603-7 series

## Environmental Specifications

Operating Temperature	-10 °C to +60 °C (+14 °F to +140 °F)
Storage Temperature	-40 °C to +70 °C (-40 °F to +158 °F)
Relative Humidity	Up to 95%, non-condensing
Flammability Rating	UL 94 V-0
Safety Standard	UL   cUL

## Regulatory Compliance/Certifications

Agency	Classification
ISO 9001:2015	Designed, manufactured and/or distributed under this quality management system