

# CGBBC | IPO6-08PUTP-02S-02S

## Base Product



InstaPATCH® Cu GigaSPEED XL® U/UTP Plenum Preterminated Copper Cable, dual row standard density outlet to dual row standard density outlet, 8 links

This product will be discontinued on: January 31, 2025

## Product Classification

<b>Regional Availability</b>	Asia   Australia/New Zealand   EMEA   Latin America   North America
<b>Portfolio</b>	CommScope®
<b>Product Type</b>	Copper trunk cable assembly
<b>Product Brand</b>	GigaSPEED XL®   InstaPATCH® Cu

## General Specifications

<b>ANSI/TIA Category</b>	6
<b>Cable Type</b>	U/UTP (unshielded)
<b>Conductor Type</b>	Solid
<b>Interface, Connector A</b>	Information outlet
<b>Interface Feature, connector A</b>	Dual row   Standard density
<b>Interface, Connector B</b>	Information outlet
<b>Interface Feature, connector B</b>	Dual row   Standard density
<b>Link Count</b>	8
<b>Wiring</b>	T568B

## Dimensions

<b>Cable Assembly Length Range (m)</b>	2 – 90
<b>Cable Assembly Length Range (ft)</b>	7 – 295

## Electrical Specifications

<b>dc Resistance, maximum</b>	0.3 ohm
<b>Safety Voltage Rating</b>	300 V

## Ordering Tree

1 2 3 4 5 6 7 8 9 10 11 12  
 C A A A C - 1 1 H A B B F 0 5 0

Cable Type	Connector B	Orientation A	Orientation B
A Cat 6A X10D – U/UTP (Plenum)	A Outlet* – Single Row Standard Density	1 Trident Series Flat	1 Trident Series Flat
B Cat 6A X10D – U/UTP (Riser)	B Outlet* – Dual Row Standard Density	2 Right Paired Flat	2 Right Paired Flat
C Cat 6A X10D – U/UTP (LSZH)	C Outlet* – Dual Row High Density	3 Right Series Flat	3 Right Series Flat
D Cat 6A X10D – F/UTP (Plenum)	G RJ45 Plug* – Single Row Standard Density	4 Left Paired Flat	4 Left Paired Flat
E Cat 6A X10D – F/UTP (Riser)	H RJ45 Plug* – Dual Row Standard Density	5 Left Series Flat	5 Left Series Flat
F Cat 6A X10D – F/UTP (LSZH)	J RJ45 Plug* – Dual Row High Density	6 Trident Paired Flat	6 Trident Paired Flat
G Cat 6 XL – U/UTP (Plenum)	N 1100 Module	A Trident Series Angled	A Trident Series Angled
H Cat 6 XL – U/UTP (Riser)	R 360 1100 Evolve Module	B Right Paired Angled	B Right Paired Angled
J Cat 6 XL – U/UTP (LSZH)	S OneLink 2x6	C Right Series Angled	C Right Series Angled
Q Cat 6A X10D – S/FTP (LSZH)	T OneLink 2x4	D Left Paired Angled	D Left Paired Angled
R Cat 6 – U/UTP Class B Rated (LSZH)		E Left Series Angled	E Left Series Angled
S Cat 6A – U/UTP Class B Rated (LSZH)		F Trident Paired Angled	F Trident Paired Angled
Y Cat 6A X10D SD – U/UTP (Riser)			X Not Applicable

Link	Outlet Color	UOM	Length
B 6	0 Not Applicable	F Foot	12 XXX
C 8	1 Black (BK)	M Meter	
D 12	2 Blue (BL)		
E 16	8 White (WH)		
F 18			
G 24			

Bundling	Jacket Color
H Hook-n-Loop	B White (WH)
S Sleaving	C Slate (SL)
	Z Blue (BL)

Labeling
A Generic Label

- Cords > 1m are authorized for use in channels and are an effective standalone method used to connect active devices
- Cords < 1m are also valid elements for use in a channel or as an equipment interconnect, but due to their limited length are not guaranteed to meet component compliance requirements that were developed to assess the quality of longer cords

## Environmental Specifications

<b>Operating Temperature</b>	-10 °C to +60 °C (+14 °F to +140 °F)
<b>Environmental Space</b>	Plenum
<b>Flammability Rating</b>	UL 94 V-0

## Regulatory Compliance/Certifications


<b>Agency</b>	<b>Classification</b>
ISO 9001:2015	Designed, manufactured and/or distributed under this quality management system

## Included Products

- 2071E-4/23 – GigaSPEED XL® 2071E ETL Verified Category 6 U/UTP Cable, plenum, 4 pair count
- MGS400 – GigaSPEED XL® M-Series Modular Jack, RJ45, Cat6 Unshielded

# 2071E-4/23

---



GigaSPEED XL® 2071E ETL Verified Category 6 U/UTP Cable, plenum, 4 pair count

## Product Classification

<b>Regional Availability</b>	Asia   Australia/New Zealand   EMEA   Latin America   North America
<b>Portfolio</b>	SYSTIMAX®
<b>Product Type</b>	Twisted pair cable
<b>Product Brand</b>	GigaSPEED XL®

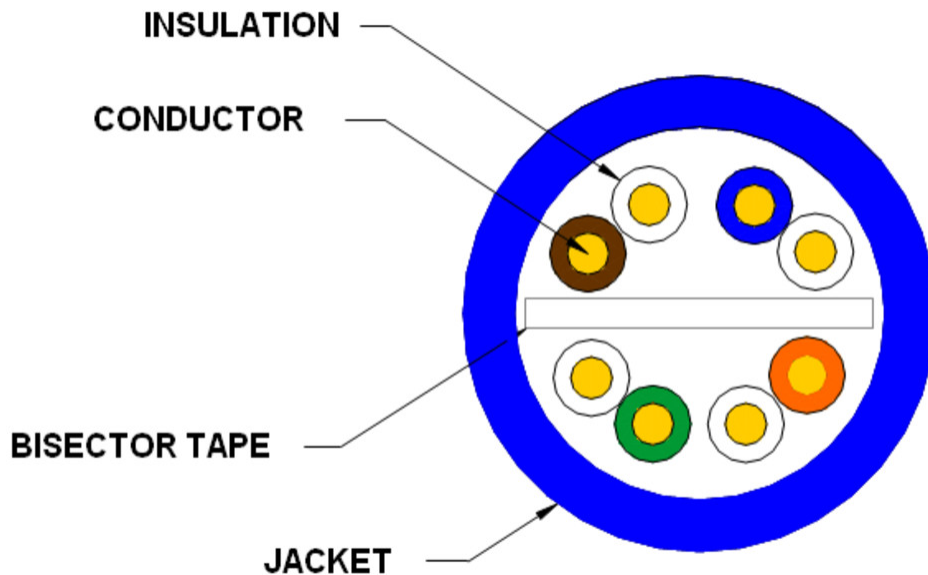
## General Specifications

<b>Product Number</b>	2071E
<b>ANSI/TIA Category</b>	6
<b>Cable Component Type</b>	Horizontal
<b>Cable Type</b>	U/UTP (unshielded)
<b>Conductor Type, singles</b>	Solid
<b>Conductors, quantity</b>	8
<b>Pairs, quantity</b>	4
<b>Separator Type</b>	Bisector
<b>Transmission Standards</b>	ANSI/TIA-568.2-D   CENELEC EN 50288-6-1   ISO/IEC 11801 Class E

## Dimensions

<b>Diameter Over Jacket, nominal</b>	5.74 mm   0.226 in
<b>Jacket Thickness</b>	0.559 mm   0.022 in
<b>Conductor Gauge, singles</b>	23 AWG

## Cross Section Drawing



## Electrical Specifications

<b>dc Resistance Unbalance, maximum</b>	5 %
<b>dc Resistance, maximum</b>	7.61 ohms/100 m   2.32 ohms/100 ft
<b>Dielectric Strength, minimum</b>	1500 Vac   2500 Vdc
<b>Mutual Capacitance at Frequency</b>	5.6 nF/100 m @ 1 kHz
<b>Nominal Velocity of Propagation (NVP)</b>	71 %
<b>Operating Frequency, maximum</b>	300 MHz
<b>Operating Voltage, maximum</b>	80 V
<b>Remote Powering</b>	Fully complies with the recommendations set forth by IEEE 802.3bt (Type 4) for the safe delivery of power over LAN cable when installed according to ISO/IEC 14763-2, CENELEC EN 50174-1, CENELEC EN 50174-2 or TIA TSB-184-A

## Material Specifications

<b>Conductor Material</b>	Bare copper
<b>Insulation Material</b>	FEP   Polyolefin
<b>Jacket Material</b>	PVC
<b>Separator Material</b>	Flame retardant polyolefin

## Mechanical Specifications

# 2071E-4/23

---

**Pulling Tension, maximum** 11.34 kg | 25 lb

## Environmental Specifications

**Installation temperature** 0 °C to +60 °C (+32 °F to +140 °F)

**Operating Temperature** -20 °C to +60 °C (-4 °F to +140 °F)

**Environmental Space** Plenum

**Temperature Rating, UL** 75 °C | 167 °F

**Flame Test Method** CMP/FT6

**Smoke Test Method** CMP/FT6

## Packaging and Weights


**Cable weight** 43.157 kg/km | 29 lb/kft

## Regulatory Compliance/Certifications

<b>Agency</b>	<b>Classification</b>
ISO 9001:2015	Designed, manufactured and/or distributed under this quality management system

# MGS400

## Base Product



## GigaSPEED XL® M-Series Modular Jack, RJ45, Cat6 Unshielded

- Electrical performance guaranteed to meet or exceed the channel specifications to ISO/IEC 11801 Class E and ANSI/TIA-568.2-D Category 6
- Patented crossing of straddling pair contacts enables efficient alien crosstalk reduction in the channel
- Snaps into standard M-series faceplates, surface-mount boxes, consolidation point boxes and modular panels
- Mountable either at 90 degrees (straight) or 45 degrees (angled) in M-series faceplate

## Product Classification

### Regional Availability

Asia | Australia/New Zealand | EMEA | Latin America | North America

### Portfolio

SYSTIMAX®

### Product Type

Modular jack

### Product Brand

GigaSPEED XL®

### Product Series

MGS400

## General Specifications

### ANSI/TIA Category

6

### Cable Type

Unshielded

### Conductor Type

Solid | Stranded

### Termination Type

IDC

### Wiring

T568A | T568B

## Dimensions

### Height

19.4 mm | 0.764 in

### Width

21.08 mm | 0.83 in

### Depth

30.2 mm | 1.189 in

### Compatible Conductor Gauge, solid

22 AWG | 24 AWG

### Compatible Conductor Gauge, stranded

22 AWG | 24 AWG

## Electrical Specifications

### Contact Resistance Variation, maximum

20 mOhm

### Contact Resistance, maximum

100 mOhm

# MGS400

---

<b>Current Rating at Temperature</b>	1.5 A @ 20 °C   1.5 A @ 68 °F
<b>Dielectric Withstand Voltage, RMS, conductive surface</b>	1,500 Vac @ 60 Hz
<b>Dielectric Withstand Voltage, RMS, contact-to-contact</b>	1,000 Vac @ 60 Hz
<b>Insulation Resistance, minimum</b>	500 MOhm
<b>PoE Durability</b>	Supports IEEE 802.3bt Type 4 (90 W) applications after 3000 plug to jack mating cycles

## Material Specifications

<b>Contact Plating Material</b>	Precious metals
<b>Material Type</b>	Copper alloy   High-impact, flame retardant, thermoplastic
<b>Termination Contact Plating</b>	Nickel

## Mechanical Specifications

<b>Plug Retention Force, minimum</b>	133 N   29.9 lbf
<b>Plug to Jack Mating Cycles</b>	Complies to IEC 60603-7 series

## Environmental Specifications

<b>Operating Temperature</b>	-10 °C to +60 °C (+14 °F to +140 °F)
<b>Storage Temperature</b>	-40 °C to +70 °C (-40 °F to +158 °F)
<b>Relative Humidity</b>	Up to 95%, non-condensing
<b>Flammability Rating</b>	UL 94 V-0
<b>Safety Standard</b>	UL   cUL

## Regulatory Compliance/Certifications

<b>Agency</b>	<b>Classification</b>
ISO 9001:2015	Designed, manufactured and/or distributed under this quality management system