

# CGBXB | IPO6-06PUTP-02S-BLUNT

## Base Product



InstaPATCH® Cu GigaSPEED XL® U/UTP Plenum Preterminated Copper Cable, dual row standard density outlet to unterminated, 6 links

This product will be discontinued on: January 31, 2025

## Product Classification

|                              |   |
|------------------------------|---|
| <b>Regional Availability</b> | Asia   Australia/New Zealand   EMEA   Latin America   North America |
| <b>Portfolio</b>             | CommScope®  |
| <b>Product Type</b>          | Copper trunk cable assembly   |
| <b>Product Brand</b>         | GigaSPEED XL®   InstaPATCH® Cu                                      |

## General Specifications

|                                       |                             |
|---------------------------------------|-----------------------------|
| <b>ANSI/TIA Category</b>              | 6                           |
| <b>Cable Type</b>                     | U/UTP (unshielded)          |
| <b>Conductor Type</b>                 | Solid                       |
| <b>Interface, Connector A</b>         | Information outlet          |
| <b>Interface Feature, connector A</b> | Dual row   Standard density |
| <b>Interface, Connector B</b>         | Unterminated                |
| <b>Link Count</b>                     | 6                           |
| <b>Wiring</b>                         | T568B                       |

## Dimensions

|   |          |
|---|----------|
| <b>Cable Assembly Length Range (m)</b>  | 5 – 90   |
| <b>Cable Assembly Length Range (ft)</b> | 17 – 295 |

## Electrical Specifications

|                               |         |
|-------------------------------|---------|
| <b>dc Resistance, maximum</b> | 0.3 ohm |
| <b>Safety Voltage Rating</b>  | 300 V   |

## Ordering Tree

# CGBXB | IPO6-06PUTP-02S-BLUNT

|  | 1 | 2 | 3 | 4 | 5 | 6 | 7 | 8 | 9 | 10 | 11 | 12 |   |   |   |   |
|--|---|---|---|---|---|---|---|---|---|----|----|----|---|---|---|---|
|  | C | A | A | A | C | - | 1 | 1 | H | A  | B  | B  | F | O | S | O |

| Cable Type |                                     |
|------------|-------------------------------------|
| A          | Cat 6A X10D – U/UTP (Plenum)        |
| B          | Cat 6A X10D – U/UTP (Riser)         |
| C          | Cat 6A X10D – U/UTP (LSZH)          |
| D          | Cat 6A X10D – F/UTP (Plenum)        |
| E          | Cat 6A X10D – F/UTP (Riser)         |
| F          | Cat 6A X10D – F/UTP (LSZH)          |
| G          | Cat 6 XL – U/UTP (Plenum)           |
| H          | Cat 6 XL – U/UTP (Riser)            |
| J          | Cat 6 XL – U/UTP (LSZH)             |
| Q          | Cat 6A X10D – S/FTP (LSZH)          |
| R          | Cat 6 – U/UTP Class B Rated (LSZH)  |
| S          | Cat 6A – U/UTP Class B Rated (LSZH) |
| Y          | Cat 6A X10D SD – U/UTP (Riser)      |

| Connector B |  |
|-------------|--|
| A           | Outlet* – Single Row Standard Density    |
| B           | Outlet* – Dual Row Standard Density      |
| C           | Outlet* – Dual Row High Density          |
| G           | RJ45 Plug* – Single Row Standard Density |
| H           | RJ45 Plug* – Dual Row Standard Density   |
| J           | RJ45 Plug* – Dual Row High Density       |
| N           | 1100 Module                              |
| R           | 360 1100 Evolve Module                   |
| S           | OneLink 2x6                              |
| T           | OneLink 2x4                              |

| Orientation A |                       |
|---------------|-----------------------|
| 1             | Trident Series Flat   |
| 2             | Right Paired Flat     |
| 3             | Right Series Flat     |
| 4             | Left Paired Flat      |
| 5             | Left Series Flat      |
| 6             | Trident Paired Flat   |
| A             | Trident Series Angled |
| B             | Right Paired Angled   |
| C             | Right Series Angled   |
| D             | Left Paired Angled    |
| E             | Left Series Angled    |
| F             | Trident Paired Angled |

| Orientation B |                       |
|---------------|-----------------------|
| 1             | Trident Series Flat   |
| 2             | Right Paired Flat     |
| 3             | Right Series Flat     |
| 4             | Left Paired Flat      |
| 5             | Left Series Flat      |
| 6             | Trident Paired Flat   |
| A             | Trident Series Angled |
| B             | Right Paired Angled   |
| C             | Right Series Angled   |
| D             | Left Paired Angled    |
| E             | Left Series Angled    |
| F             | Trident Paired Angled |
| X             | Not Applicable        |

| Connector A |  |
|-------------|--|
| A           | Outlet* – Single Row Standard Density    |
| B           | Outlet* – Dual Row Standard Density      |
| C           | Outlet* – Dual Row High Density          |
| G           | RJ45 Plug* – Single Row Standard Density |
| H           | RJ45 Plug* – Dual Row Standard Density   |
| J           | RJ45 Plug* – Dual Row High Density       |
| N           | 1100 Module                              |
| R           | 360 1100 Evolve Module                   |
| S           | OneLink 2x6                              |
| T           | OneLink 2x4                              |
| X           | Unterminated                             |

| Link |    |
|------|----|
| B    | 6  |
| C    | 8  |
| D    | 12 |
| E    | 16 |
| F    | 18 |
| G    | 24 |

| Outlet Color |                |
|--------------|----------------|
| 0            | Not Applicable |
| 1            | Black (BK)     |
| 2            | Blue (BL)      |
| 8            | White (WH)     |

| UOM |         |
|-----|---------|
| 11  | F Foot  |
|     | M Meter |

| Length |     |
|--------|-----|
| 12     | XXX |

| Bundling |             |
|----------|-------------|
| H        | Hook-n-loop |
| S        | Sleeving    |

| Jacket Color |            |
|--------------|------------|
| 8            | White (WH) |
| C            | Slate (SL) |
| Z            | Blue (BL)  |

| Labeling |                 |
|----------|-----------------|
| 8        | A Generic Label |

- Cords > 1m are authorized for use in channels and are an effective standalone method used to connect active devices
- Cords < 1m are also valid elements for use in a channel or as an equipment interconnect, but due to their limited length are not guaranteed to meet component compliance requirements that were developed to assess the quality of longer cords

## Environmental Specifications

**Operating Temperature** -10 °C to +60 °C (+14 °F to +140 °F)

**Environmental Space** Plenum

**Flammability Rating** UL 94 V-0

## Regulatory Compliance/Certifications


|               |  |
|---------------|--|
| <b>Agency</b> | <b>Classification</b>  |
| ISO 9001:2015 | Designed, manufactured and/or distributed under this quality management system |

## Included Products

- 2071E-4/23 – GigaSPEED XL® 2071E ETL Verified Category 6 U/UTP Cable, plenum, 4 pair count
- MGS400 – GigaSPEED XL® M-Series Modular Jack, RJ45, Cat6 Unshielded

# 2071E-4/23

---



GigaSPEED XL® 2071E ETL Verified Category 6 U/UTP Cable, plenum, 4 pair count

## Product Classification

|                              |   |
|------------------------------|---|
| <b>Regional Availability</b> | Asia   Australia/New Zealand   EMEA   Latin America   North America |
| <b>Portfolio</b>             | SYSTIMAX®   |
| <b>Product Type</b>          | Twisted pair cable  |
| <b>Product Brand</b>         | GigaSPEED XL®   |

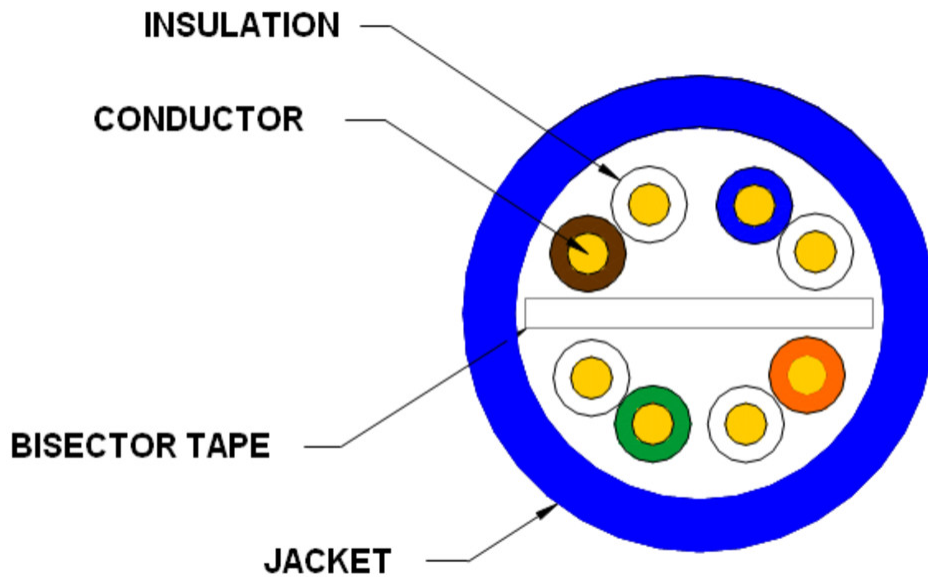
## General Specifications

|                                |   |
|--------------------------------|---|
| <b>Product Number</b>          | 2071E   |
| <b>ANSI/TIA Category</b>       | 6   |
| <b>Cable Component Type</b>    | Horizontal  |
| <b>Cable Type</b>              | U/UTP (unshielded)  |
| <b>Conductor Type, singles</b> | Solid   |
| <b>Conductors, quantity</b>    | 8   |
| <b>Pairs, quantity</b>         | 4   |
| <b>Separator Type</b>          | Bisector  |
| <b>Transmission Standards</b>  | ANSI/TIA-568.2-D   CENELEC EN 50288-6-1   ISO/IEC 11801 Class E |

## Dimensions

|                                      |                     |
|--------------------------------------|---------------------|
| <b>Diameter Over Jacket, nominal</b> | 5.74 mm   0.226 in  |
| <b>Jacket Thickness</b>              | 0.559 mm   0.022 in |
| <b>Conductor Gauge, singles</b>      | 23 AWG              |

## Cross Section Drawing



## Electrical Specifications

|  |   |
|--|---|
| <b>dc Resistance Unbalance, maximum</b>      | 5 %   |
| <b>dc Resistance, maximum</b>                | 7.61 ohms/100 m   2.32 ohms/100 ft  |
| <b>Dielectric Strength, minimum</b>          | 1500 Vac   2500 Vdc   |
| <b>Mutual Capacitance at Frequency</b>       | 5.6 nF/100 m @ 1 kHz  |
| <b>Nominal Velocity of Propagation (NVP)</b> | 71 %  |
| <b>Operating Frequency, maximum</b>          | 300 MHz   |
| <b>Operating Voltage, maximum</b>            | 80 V  |
| <b>Remote Powering</b>                       | Fully complies with the recommendations set forth by IEEE 802.3bt (Type 4) for the safe delivery of power over LAN cable when installed according to ISO/IEC 14763-2, CENELEC EN 50174-1, CENELEC EN 50174-2 or TIA TSB-184-A |

## Material Specifications

|                            |                            |
|----------------------------|----------------------------|
| <b>Conductor Material</b>  | Bare copper                |
| <b>Insulation Material</b> | FEP   Polyolefin           |
| <b>Jacket Material</b>     | PVC                        |
| <b>Separator Material</b>  | Flame retardant polyolefin |

## Mechanical Specifications

# 2071E-4/23

---

**Pulling Tension, maximum** 11.34 kg | 25 lb

## Environmental Specifications

**Installation temperature** 0 °C to +60 °C (+32 °F to +140 °F)

**Operating Temperature** -20 °C to +60 °C (-4 °F to +140 °F)

**Environmental Space** Plenum

**Temperature Rating, UL** 75 °C | 167 °F

**Flame Test Method** CMP/FT6

**Smoke Test Method** CMP/FT6

## Packaging and Weights


**Cable weight** 43.157 kg/km | 29 lb/kft

## Regulatory Compliance/Certifications

| <b>Agency</b> | <b>Classification</b>  |
|---------------|--|
| ISO 9001:2015 | Designed, manufactured and/or distributed under this quality management system |

# MGS400

## Base Product



## GigaSPEED XL® M-Series Modular Jack, RJ45, Cat6 Unshielded

- Electrical performance guaranteed to meet or exceed the channel specifications to ISO/IEC 11801 Class E and ANSI/TIA-568.2-D Category 6
- Patented crossing of straddling pair contacts enables efficient alien crosstalk reduction in the channel
- Snaps into standard M-series faceplates, surface-mount boxes, consolidation point boxes and modular panels
- Mountable either at 90 degrees (straight) or 45 degrees (angled) in M-series faceplate

## Product Classification

### Regional Availability

Asia | Australia/New Zealand | EMEA | Latin America | North America

### Portfolio

SYSTIMAX®

### Product Type

Modular jack

### Product Brand

GigaSPEED XL®

### Product Series

MGS400

## General Specifications

### ANSI/TIA Category

6

### Cable Type

Unshielded

### Conductor Type

Solid | Stranded

### Termination Type

IDC

### Wiring

T568A | T568B

## Dimensions

### Height

19.4 mm | 0.764 in

### Width

21.08 mm | 0.83 in

### Depth

30.2 mm | 1.189 in

### Compatible Conductor Gauge, solid

22 AWG | 24 AWG

### Compatible Conductor Gauge, stranded

22 AWG | 24 AWG

## Electrical Specifications

### Contact Resistance Variation, maximum

20 mOhm

### Contact Resistance, maximum

100 mOhm

# MGS400

---

|  |  |
|--|--|
| <b>Current Rating at Temperature</b>                         | 1.5 A @ 20 °C   1.5 A @ 68 °F  |
| <b>Dielectric Withstand Voltage, RMS, conductive surface</b> | 1,500 Vac @ 60 Hz  |
| <b>Dielectric Withstand Voltage, RMS, contact-to-contact</b> | 1,000 Vac @ 60 Hz  |
| <b>Insulation Resistance, minimum</b>                        | 500 MOhm   |
| <b>PoE Durability</b>  | Supports IEEE 802.3bt Type 4 (90 W) applications after 3000 plug to jack mating cycles |

## Material Specifications

|                                    |  |
|------------------------------------|--|
| <b>Contact Plating Material</b>    | Precious metals  |
| <b>Material Type</b>               | Copper alloy   High-impact, flame retardant, thermoplastic |
| <b>Termination Contact Plating</b> | Nickel   |

## Mechanical Specifications

|                                      |                                |
|--------------------------------------|--------------------------------|
| <b>Plug Retention Force, minimum</b> | 133 N   29.9 lbf               |
| <b>Plug to Jack Mating Cycles</b>    | Complies to IEC 60603-7 series |

## Environmental Specifications

|                              |                                      |
|------------------------------|--------------------------------------|
| <b>Operating Temperature</b> | -10 °C to +60 °C (+14 °F to +140 °F) |
| <b>Storage Temperature</b>   | -40 °C to +70 °C (-40 °F to +158 °F) |
| <b>Relative Humidity</b>     | Up to 95%, non-condensing            |
| <b>Flammability Rating</b>   | UL 94 V-0                            |
| <b>Safety Standard</b>       | UL   cUL                             |

## Regulatory Compliance/Certifications

| <b>Agency</b> | <b>Classification</b>  |
|---------------|--|
| ISO 9001:2015 | Designed, manufactured and/or distributed under this quality management system |