

# EGRV4-65D-R6



14-port sector antenna, 2x 694–862, 2x 880-960, 2x 694-960 and 8x 1695–2690 MHz, 65° HPBW, 6x RET

- All Internal RET actuators are connected in “Cascaded SRET” configuration
- Supports re-configurable antenna sharing capability enabling control of the internal RET system using up to two separate RET compatible OEM radios
- A common electrical tilt setting is shared by RF Ports Y2/Y4 for MIMO 4X4 purposes

## General Specifications

Antenna Type	Sector
Band	Multiband
Grounding Type	RF connector inner conductor and body grounded to reflector and mounting bracket
Performance Note	Outdoor usage   Wind loading figures are validated by wind tunnel measurements described in white paper WP-112534-EN
Radome Material	Fiberglass, UV resistant
Radiator Material	Low loss circuit board
Reflector Material	Aluminum
RF Connector Interface	4.3-10 Female
RF Connector Location	Bottom
RF Connector Quantity, high band	8
RF Connector Quantity, mid band	0
RF Connector Quantity, low band	6
RF Connector Quantity, total	14

## Remote Electrical Tilt (RET) Information

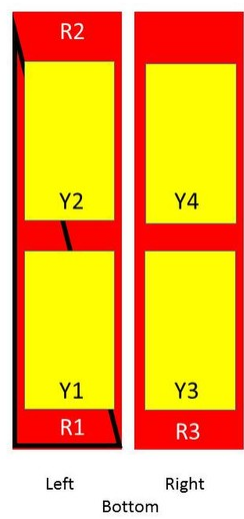
RET Hardware	CommRET v2
RET Interface	8-pin DIN Female   8-pin DIN Male
RET Interface, quantity	2 female   2 male
Input Voltage	10–30 Vdc
Internal RET	High band (3)   Low band (3)
Power Consumption, idle state, maximum	1 W
Power Consumption, normal conditions, maximum	8 W
Protocol	3GPP/AISG 2.0 (Single RET)

# EGRV4-65D-R6

## Dimensions

Width	498 mm   19.606 in
Depth	197 mm   7.756 in
Length	2688 mm   105.827 in
Net Weight, without mounting kit	59.8 kg   131.836 lb


## Array Layout

		Array	Freq (MHz)	Conns	RET (SRET)	AISG RET UID
		R1	694-862	1-2	1	CPxxxxxxxxxxxxxxxxR1
		R2	880-960	3-4	2	CPxxxxxxxxxxxxxxxxR2
		R3	694-960	5-6	3	CPxxxxxxxxxxxxxxxxR3
		Y1	1695-2690	7-8	4	CPxxxxxxxxxxxxxxxxY1
		Y2	1695-2690	9-10	5	CPxxxxxxxxxxxxxxxxY2
		Y4	1695-2690	13-14		
		Y3	1695-2690	11-12	6	CPxxxxxxxxxxxxxxxxY3

(Sizes of colored boxes are not true depictions of array sizes)

## Port Configuration

# EGRV4-65D-R6



## Electrical Specifications

Impedance	50 ohm
Operating Frequency Band	1695 – 2690 MHz   694 – 862 MHz   694 – 960 MHz   880 – 960 MHz
Polarization	±45°
Total Input Power, maximum	900 W @ 50 °C

## Electrical Specifications

	R1	R2	R3	R3	Y1-Y4	Y1-Y4	Y1-Y4	Y1-Y4
Frequency Band, MHz	694–862	880–960	694–890	880–960	1695–1920	1920–2180	2300–2500	2500–2690
Gain, dBi	15.7	16.2	16.3	17	17.2	18	18.3	17.9
Beamwidth, Horizontal, degrees	68	62	68	62	60	61	64	69
Beamwidth, Vertical, degrees	8	6.9	7.8	6.8	7.4	6.6	5.6	5.3
Beam Tilt, degrees	2–12	2–12	2–12	2–12	2–12	2–12	2–12	2–12
USLS (First Lobe), dB	14	17	14	17	20	20	17	16
Front-to-Back Ratio at 180°, dB	30	31	30	31	36	37	34	32
Isolation, Cross Polarization, dB	28	28	28	28	28	28	28	28

# EGRV4-65D-R6

Isolation, Inter-band, dB	28	28	28	28	28	28	28	28
VSWR   Return loss, dB	1.5   14.0	1.5   14.0	1.5   14.0	1.5   14.0	1.5   14.0	1.5   14.0	1.5   14.0	1.5   14.0
PIM, 3rd Order, 2 x 20 W, dBc	-150	-150	-150	-150	-150	-150	-150	-150
Input Power per Port at 50°C, maximum, watts	300	250	300	300	250	250	200	200

## Mechanical Specifications

Wind Loading @ Velocity, frontal	1,070.0 N @ 150 km/h (240.5 lbf @ 150 km/h)
Wind Loading @ Velocity, lateral	375.0 N @ 150 km/h (84.3 lbf @ 150 km/h)
Wind Loading @ Velocity, maximum	1,385.0 N @ 150 km/h (311.4 lbf @ 150 km/h)
Wind Loading @ Velocity, rear	880.0 N @ 150 km/h (197.8 lbf @ 150 km/h)
Wind Speed, maximum	241 km/h (150 mph)

## Packaging and Weights

Width, packed	565 mm   22.244 in
Depth, packed	309 mm   12.165 in
Length, packed	2935 mm   115.551 in
Weight, gross	78.2 kg   172.401 lb

## Regulatory Compliance/Certifications

Agency	Classification
CHINA-ROHS	Above maximum concentration value
ISO 9001:2015	Designed, manufactured and/or distributed under this quality management system
ROHS	Compliant/Exempted
UK-ROHS	Compliant/Exempted




## Included Products

BSAMNT-4	–	Wide Profile Antenna Downtilt Mounting Kit for 2.4 - 4.5 in (60 - 115 mm) OD round members. Kit contains one scissor top bracket set and one bottom bracket set.
BSAMNT-M4	–	Middle Downtilt Mounting Kit for Long Antennas for 2.4 - 4.5 in (60 - 115 mm) OD round members. Kit contains one scissor bracket set.

## \* Footnotes

Performance Note	Severe environmental conditions may degrade optimum performance
------------------	---

# BSAMNT-4



Wide Profile Antenna Downtilt Mounting Kit for 2.4 - 4.5 in (60 - 115 mm) OD round members. Kit contains one scissor top bracket set and one bottom bracket set.

## Product Classification

**Product Type** Downtilt mounting kit

## General Specifications

**Application** Outdoor

**Color** Silver

## Dimensions

**Compatible Diameter, maximum** 115 mm | 4.528 in

**Compatible Diameter, minimum** 60 mm | 2.362 in

**Weight, net** 6.5 kg | 14.33 lb

## Material Specifications

**Material Type** Galvanized steel

## Packaging and Weights

**Included** Brackets | Hardware


**Packaging quantity** 1

## Regulatory Compliance/Certifications

Agency	Classification
CHINA-ROHS	Below maximum concentration value
ISO 9001:2015	Designed, manufactured and/or distributed under this quality management system
REACH-SVHC	Compliant as per SVHC revision on <a href="http://www.andrew.com/ProductCompliance">www.andrew.com/ProductCompliance</a>
ROHS	Compliant
UK-ROHS	Compliant



# BSAMNT-M4



Middle Downtilt Mounting Kit for Long Antennas for 2.4 - 4.5 in (60 - 115 mm) OD round members. Kit contains one scissor bracket set.

## Product Classification

**Product Type** Downtilt mounting kit

## General Specifications

**Application** Outdoor

**Color** Silver

## Dimensions

**Compatible Diameter, maximum** 115 mm | 4.528 in

**Compatible Diameter, minimum** 60 mm | 2.362 in

**Weight, net** 4.6 kg | 10.141 lb

## Material Specifications

**Material Type** Galvanized steel

## Packaging and Weights

**Included** Brackets | Hardware

**Packaging quantity** 1

## Regulatory Compliance/Certifications

Agency	Classification
CHINA-ROHS	Below maximum concentration value
ISO 9001:2015	Designed, manufactured and/or distributed under this quality management system
REACH-SVHC	Compliant as per SVHC revision on <a href="http://www.andrew.com/ProductCompliance">www.andrew.com/ProductCompliance</a>
ROHS	Compliant
UK-ROHS	Compliant

