NHHSS-65A-R2B



10-port sector antenna, 2x 698–896, 4x 1695–2200 and 4x 3100-4200 MHz, 65° HPBW, 2x RETs and 2x SBTs. Both high bands share the same electrical tilt.

- Perfect antenna to add 3.5GHz CBRS to macro sites
- Low band and mid band performance mirrors the performance of existing NHH hex port antennas
- Internal SBT on low and high band allow remote RET control from the radio over the RF jumper cable
- Interleaved dipole technology providing for attractive, low wind load mechanical package
- One LB RET and one HB RET. Both high bands are controlled by one RET to ensure same tilt level for 4x MIMO

OBSOLETE

This product was discontinued on: March 30, 2023

Replaced By:

NHHSS-65A-R2BT4	10-port sector antenna, 2x 698–896, 4x 1695–2200 and 4x 3100-4200 MHz, 65° HPBW, 2x RETs and 2x SBTs. Both high bands share the same electrical tilt.

General Specifications

Antenna Type	Sector
Band	Multiband
Color	Light Gray (RAL 7035)
Grounding Type	RF connector inner conductor and body grounded to reflector and mounting bracket
Radome Material	Fiberglass, UV resistant
Radiator Material	Aluminum | Low loss circuit board
Reflector Material	Aluminum
RF Connector Interface	4.3-10 Female
RF Connector Location	Bottom
RF Connector Quantity, high band	4
RF Connector Quantity, low band	2
RF Connector Quantity, total	10

Remote Electrical Tilt (RET) Information

©2024 CommScope, Inc. All rights reserved. CommScope and the CommScope logo are registered trademarks of CommScope and/or its affiliates in the U.S. and other countries. For additional trademark information see https://www.commscope.com/trademarks. All product names, trademarks and registered trademarks are property of their respective owners. Revised: September 9, 2024

NHHSS-65A-R2B

RET Hardware	CommRET v2
RET Interface	4x 8 pin connector as per IEC 60130-9 Daisy chain in: Male / Daisy chain out: Female Pin3: RS485A(AISG_B), Pin5: RS485B(AISG_A), Pin6: DC 10~30V, Pin7: DC_ Return
RET Interface, quantity	2 female | 2 male
Input Voltage	10–30 Vdc
Internal RET	Low band (1)
Power Consumption, active state, maximum	10 W
Power Consumption, idle state, maximum	2 W
Power Consumption, normal conditions, maximum	10 W
Protocol	3GPP/AISG 2.0 (Single RET)

Dimensions

Width	301 mm | 11.85 in
Depth	181 mm | 7.126 in
Length	1413 mm | 55.63 in
Net Weight, without mounting kit	17.9 kg | 39.463 lb

Array Layout

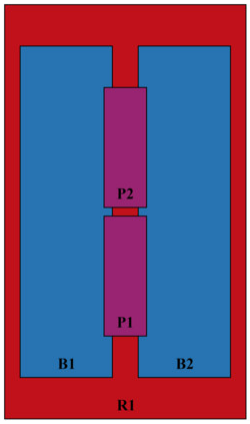

Array ID	Frequency (MHz)	RF Connector	RET (SRET)	AISG RET UID
R1	698-896	1 - 2	1	CPxxxxxxxxxxxxxxxR1
B1	1695-2200	3 - 4	2	CPxxxxxxxxxxxxxxxB1
B2	1695-2200	5 - 6		
P1	3100-4200	7 - 8	N/A	N/A
P2	3100-4200	9 - 10		

(Sizes of colored boxes are not true depictions of array sizes)

Port Configuration

©2024 CommScope, Inc. All rights reserved. CommScope and the CommScope logo are registered trademarks of CommScope and/or its affiliates in the U.S. and other countries. For additional trademark information see https://www.commscope.com/trademarks. All product names, trademarks and registered trademarks are property of their respective owners. Revised: September 9, 2024

NHHSS-65A-R2B



Electrical Specifications

Impedance	50 ohm
Operating Frequency Band	1695 – 2200 MHz | 3100 – 4200 MHz | 698 – 896 MHz
Polarization	±45°
Total Input Power, maximum	1,000 W @ 50 °C

Electrical Specifications

Frequency Band, MHz	**698–806**	**806–896**	**1695–1880**	**1850–1990**	**1920–2200**	**3100–3550**	**3550–3700**	**3700–4200**
Gain, dBi	13.9	14.1	16.4	16.8	17	16.5	16.4	16.8
Beamwidth, Horizontal, degrees	67	64	66	62	63	54	64	58
Beamwidth, Vertical, degrees	16.3	14.6	6.9	6.5	6.3	7.5	7	6.2
Beam Tilt, degrees	0–18	0–18	0–10	0–10	0–10	4	4	4
USLS (First Lobe), dB	17	15	16	16	17	16	19	17
Front-to-Back Ratio at 180°, dB	27	29	30	30	30	30	31	29
Isolation, Cross Polarization, dB	25	25	25	25	25	25	25	25
Isolation, Inter-band, dB	25	25	25	25	25	25	25	25
VSWR | Return loss, dB	1.5 | 14.0	1.5 | 14.0	1.5 | 14.0	1.5 | 14.0	1.5 | 14.0	1.5 | 14.0	1.5 | 14.0	1.5 | 14.0

©2024 CommScope, Inc. All rights reserved. CommScope and the CommScope logo are registered trademarks of CommScope and/or its affiliates in the U.S. and other countries. For additional trademark information see https://www.commscope.com/trademarks. All product names, trademarks and registered trademarks are property of their respective owners. Revised: September 9, 2024

PIM, 3rd Order, 2 x 20 W, dBc	-153	-153	-153	-153	-153	-140	-140	-140
Input Power per Port at 50°C, maximum, watts	300	300	300	300	300	100	100	100

Mechanical Specifications

Wind Loading @ Velocity, frontal	206.0 N @ 150 km/h (46.3 lbf @ 150 km/h)
Wind Loading @ Velocity, lateral	169.0 N @ 150 km/h (38.0 lbf @ 150 km/h)
Wind Loading @ Velocity, rear	208.0 N @ 150 km/h (46.8 lbf @ 150 km/h)
Wind Speed, maximum	241 km/h (150 mph)

Environmental Specifications

Operating Temperature	-40 °C to +70 °C (-40 °F to +158 °F)

Packaging and Weights

Width, packed	441 mm | 17.362 in
Depth, packed	295 mm | 11.614 in
Length, packed	1537 mm | 60.512 in
Weight, gross	30.1 kg | 66.359 lb

Regulatory Compliance/Certifications

Agency	**Classification**
CHINA-ROHS	Below maximum concentration value
ISO 9001:2015	Designed, manufactured and/or distributed under this quality management system
REACH-SVHC	Compliant as per SVHC revision on www.commscope.com/ProductCompliance
ROHS	Compliant
UK-ROHS	Compliant/Exempted

Included Products

BSAMNT-3	–	Wide Profile Antenna Downtilt Mounting Kit for 2.4 - 4.5 in (60 - 115 mm) OD round members. Kit contains one scissor top bracket set and one bottom bracket set.

©2024 CommScope, Inc. All rights reserved. CommScope and the CommScope logo are registered trademarks of CommScope and/or its affiliates in the U.S. and other countries. For additional trademark information see https://www.commscope.com/trademarks. All product names, trademarks and registered trademarks are property of their respective owners. Revised: September 9, 2024

BSAMNT-3



Wide Profile Antenna Downtilt Mounting Kit for 2.4 - 4.5 in (60 - 115 mm) OD round members. Kit contains one scissor top bracket set and one bottom bracket set.

Product Classification

Product Type	Downtilt mounting kit

General Specifications

Application	Outdoor
Color	Silver

Dimensions

Compatible Diameter, maximum	115 mm | 4.528 in
Compatible Diameter, minimum	60 mm | 2.362 in
Weight, net	6.2 kg | 13.669 lb

Material Specifications

Material Type	Galvanized steel

Packaging and Weights

Included	Brackets | Hardware
Packaging quantity	1
Weight, gross	6.4 kg | 14.11 lb

Regulatory Compliance/Certifications

Agency	Classification
CE	Compliant with the relevant CE product directives
CHINA-ROHS	Below maximum concentration value
ISO 9001:2015	Designed, manufactured and/or distributed under this quality management system
REACH-SVHC	Compliant as per SVHC revision on www.commscope.com/ProductCompliance
ROHS	Compliant
UK-ROHS	Compliant

©2024 CommScope, Inc. All rights reserved. CommScope and the CommScope logo are registered trademarks of CommScope and/or its affiliates in the U.S. and other countries. For additional trademark information see https://www.commscope.com/trademarks. All product names, trademarks and registered trademarks are property of their respective owners. Revised: August 23, 2024

©2024 CommScope, Inc. All rights reserved. CommScope and the CommScope logo are registered trademarks of CommScope and/or its affiliates in the U.S. and other countries. For additional trademark information see https://www.commscope.com/trademarks. All product names, trademarks and registered trademarks are property of their respective owners. Revised: August 23, 2024