


RRZZHHTT-65B-R7N43



16-port sector antenna, 4x 694–960, 4x 1427–2690, 4x 1695-2180 and 4x 2490-2690 MHz, 65° HPBW, 7x RET

- All Internal RET actuators are connected in “Cascaded SRET” configuration
- Supports re-configurable antenna sharing capability enabling control of the internal RET system using up to two separate RET compatible OEM radios
- Array configuration provides capability for 4T4R (4x MIMO) on Low band and High band
- Retractable tilt indicator rods
- Antenna shape optimized for wind load reduction

General Specifications

Antenna Type	Sector
Band	Multiband
Grounding Type	RF connector inner conductor and body grounded to reflector and mounting bracket
Performance Note	Outdoor usage
RF Connector Interface	4.3-10 Female
RF Connector Location	Bottom
RF Connector Quantity, high band	0
RF Connector Quantity, mid band	12
RF Connector Quantity, low band	4
RF Connector Quantity, total	16

Remote Electrical Tilt (RET) Information

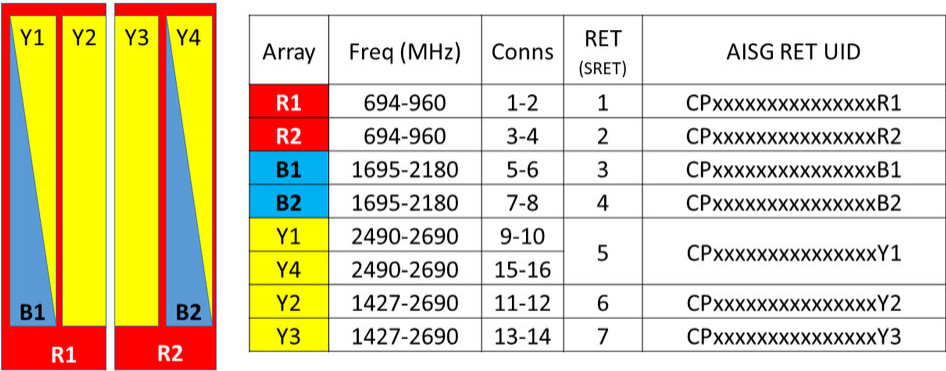
RET Hardware	CommRET v2
RET Interface	8-pin DIN Female 8-pin DIN Male
RET Interface, quantity	2 female 2 male
Input Voltage	10–30 Vdc
Internal RET	Low band (2) Mid band (5)
Power Consumption, active state, maximum	8 W
Power Consumption, idle state, maximum	1 W
Protocol	3GPP/AISG 2.0 (Single RET)

Dimensions

RRZZHHTT-65B-R7N43

Width	430 mm 16.929 in
Depth	197 mm 7.756 in
Length	2100 mm 82.677 in
Net Weight, antenna only	37.5 kg 82.673 lb


Array Layout



(Sizes of colored boxes are not true depictions of array sizes)

Left Right
Bottom

Port Configuration



Electrical Specifications

RRZZHHTT-65B-R7N43

Impedance	50 ohm
Operating Frequency Band	1427 – 2690 MHz 1695 – 2180 MHz 2490 – 2690 MHz 694 – 960 MHz
Polarization	±45°
Total Input Power, maximum	1,200 W @ 50 °C

Electrical Specifications

	R1,R2	R1,R2	R1,R2	B1,B2	B1,B2	Y1,Y4	Y2,Y3
Frequency Band, MHz	698–806	790–894	890–960	1695–1995	1920–2180	2490–2690	1427–1518
RF Port	1,2,3,4	1,2,3,4	1,2,3,4	5,6,7,8	5,6,7,8	9,10,15,16	11,12,13,14
Gain at Mid Tilt, dBi	14.4	14.9	15	16.6	17.2	17.4	15.6
Beamwidth, Horizontal, degrees	66	60	57	69	65	60	69
Beamwidth, Vertical, degrees	10.4	9.4	8.7	5.6	5.3	4.4	6.8
Beam Tilt, degrees	2–12	2–12	2–12	2–12	2–12	2–12	2–12
USLS (First Lobe), dB	18	16	14	16	18	21	18
Front-to-Back Ratio at 180°, dB	31	32	32	32	30	31	32
Front-to-Back Total Power at 180° ± 30°, dB	23	22	21	25	25	22	21
CPR at Boresight, dB	20	19	18	21	23	22	20
Isolation, Cross Polarization, dB	27	27	27	27	27	27	26
Isolation, Inter-band, dB	27	27	27	27	27	27	27
VSWR Return loss, dB	1.5 14.0	1.5 14.0	1.5 14.0	1.5 14.0	1.5 14.0	1.5 14.0	1.5 14.0
PIM, 3rd Order, 2 x 20 W, dBc	-150	-150	-150	-150	-150	-150	-150
Input Power per Port at 50°C, maximum, watts	300	300	300	250	250	200	250

Electrical Specifications

	Y2,Y3	Y2,Y3	Y2,Y3	Y2,Y3
Frequency Band, MHz	1695–1995	1920–2300	2300–2500	2490–2690
RF Port	11,12,13,14	11,12,13,14	11,12,13,14	11,12,13,14
Gain at Mid Tilt, dBi	16.7	17.5	17.9	18
Beamwidth, Horizontal, degrees	66	64	63	58
Beamwidth, Vertical, degrees	5.6	5.2	4.7	4.4

RRZZHHTT-65B-R7N43

Beam Tilt, degrees	2-12	2-12	2-12	2-12
USLS (First Lobe), dB	15	15	18	16
Front-to-Back Ratio at 180°, dB	35	33	33	34
Front-to-Back Total Power at 180° ± 30°, dB	27	27	27	27
CPR at Boresight, dB	19	19	21	18
Isolation, Cross Polarization, dB	26	26	26	26
Isolation, Inter-band, dB	27	27	27	27
VSWR Return loss, dB	1.5 14.0	1.5 14.0	1.5 14.0	1.5 14.0
PIM, 3rd Order, 2 x 20 W, dBc	-150	-150	-150	-150
Input Power per Port at 50°C, maximum, watts	250	250	200	200

Mechanical Specifications

Effective Projective Area (EPA), frontal	0.46 m² 4.951 ft²
Effective Projective Area (EPA), lateral	0.25 m² 2.691 ft²
Wind Loading @ Velocity, frontal	494.0 N @ 150 km/h (111.1 lbf @ 150 km/h)
Wind Loading @ Velocity, lateral	266.0 N @ 150 km/h (59.8 lbf @ 150 km/h)
Wind Loading @ Velocity, maximum	780.0 N @ 150 km/h (175.4 lbf @ 150 km/h)
Wind Loading @ Velocity, rear	319.0 N @ 150 km/h (71.7 lbf @ 150 km/h)
Wind Speed, maximum	241 km/h (150 mph)

Packaging and Weights

Width, packed	530 mm 20.866 in
Depth, packed	349 mm 13.74 in
Length, packed	2272 mm 89.449 in
Weight, gross	49.7 kg 109.57 lb

Regulatory Compliance/Certifications

Agency	Classification
CHINA-ROHS	Below maximum concentration value
ISO 9001:2015	Designed, manufactured and/or distributed under this quality management system
REACH-SVHC	Compliant as per SVHC revision on www.commscope.com/ProductCompliance
ROHS	Compliant

RRZZHHTT-65B-R7N43

UK-ROHS

Compliant



Included Products

- | | | |
|----------|---|--|
| BSAMNT-3 | – | Wide Profile Antenna Downtilt Mounting Kit for 2.4 - 4.5 in (60 - 115 mm) OD round members. Kit contains one scissor top bracket set and one bottom bracket set. |
|----------|---|--|

* Footnotes

Performance Note	Severe environmental conditions may degrade optimum performance
-------------------------	---