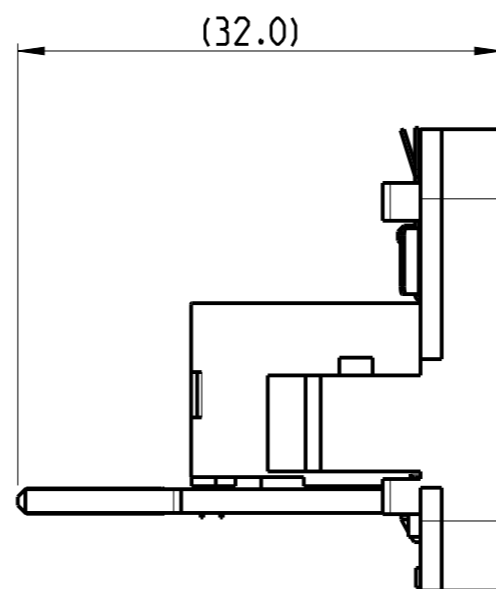
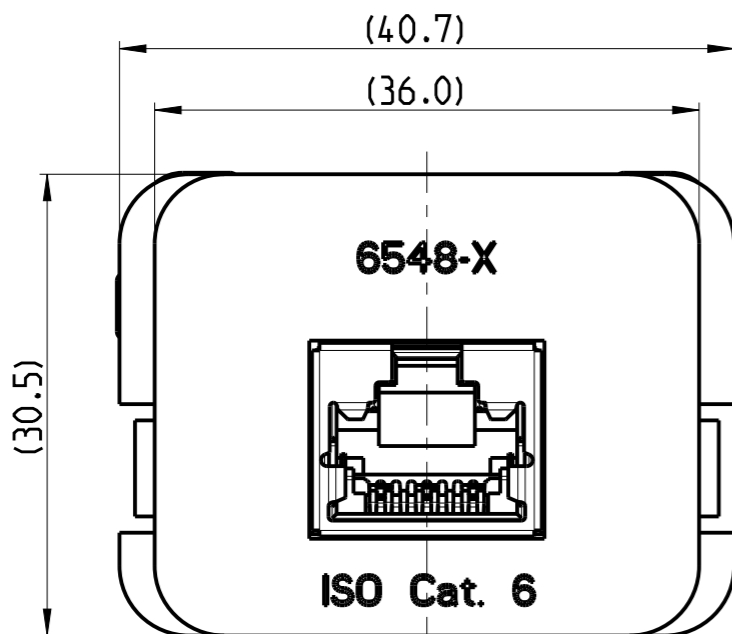


THIS DRAWING IS UNPUBLISHED.
© 2016 COMMSCOPE, INC. CONFIDENTIAL

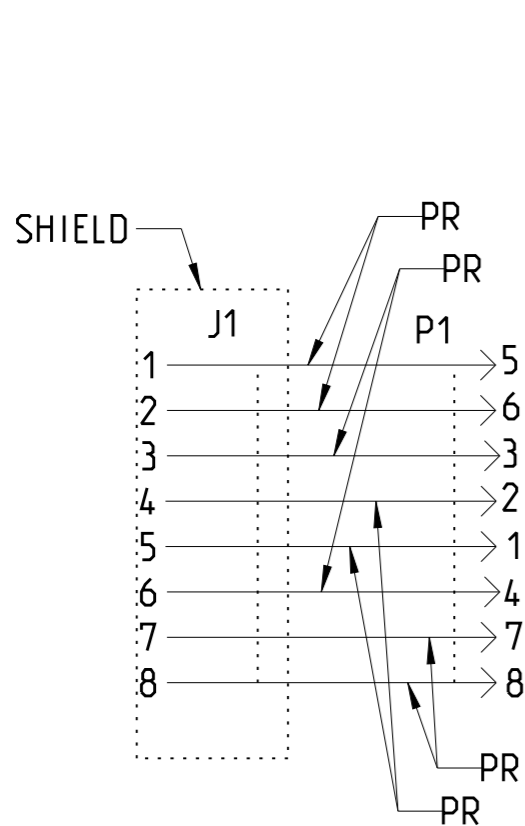
RELEASED FOR PUBLICATION
NOTICE: THESE DRAWINGS AND SPECIFICATIONS ARE THE PROPRIETARY PROPERTY OF COMMSCOPE, INC. AND MAY BE USED ONLY FOR THE SPECIFIC PURPOSE AUTHORIZED IN WRITING BY COMMSCOPE, INC.

REVISIONS

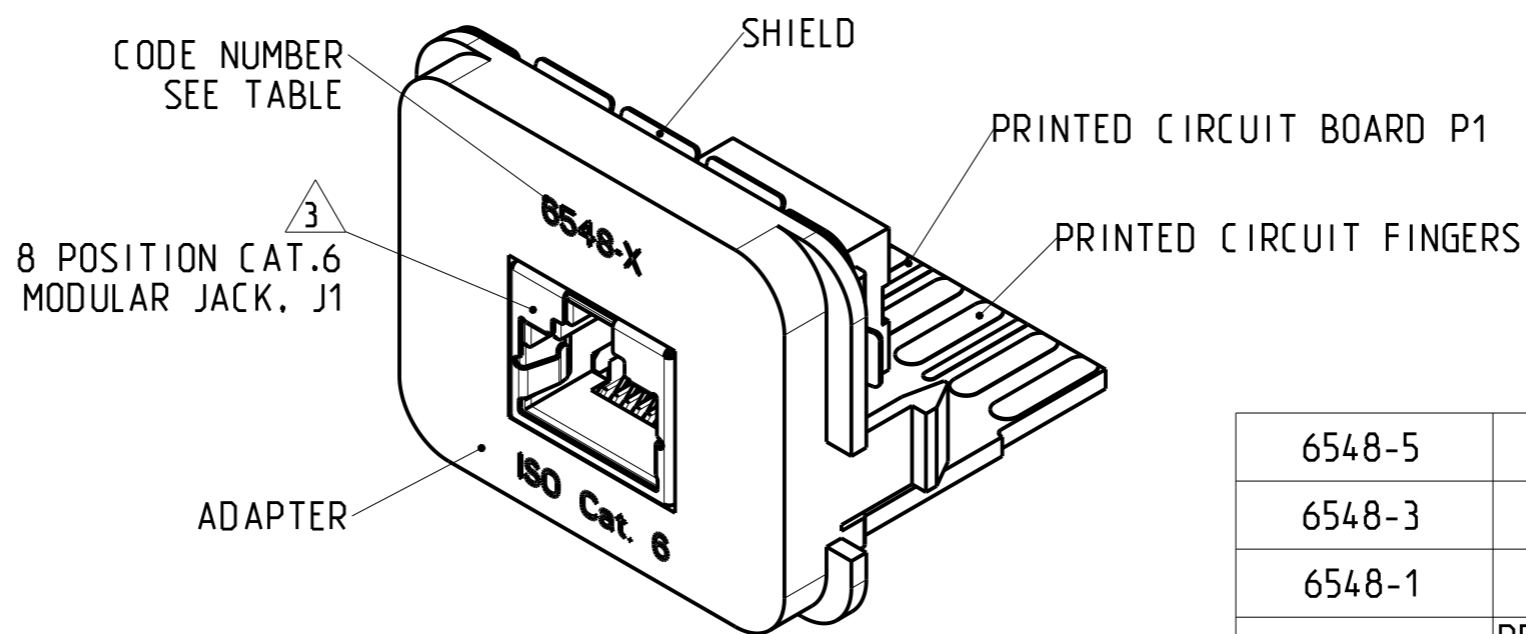
P	LTR	DESCRIPTION	DATE	DWN	APVD
A		NO CHANGES-WAS CONCEPTUAL	07MAY2001	JG	AP
B		ES00-0089-01	24 JUL2001	JG	AP
B1		ES00-0135-01	10JAN2002	JG	AP
C		REV PER BNS_CD_BRAND	02FEB2017	GG	DC



- 1 MATERIAL:
PRINTED CIRCUIT BOARD-
LAMINATED PLASTIC SHEET, 1.57mm THICK
ADAPTER- ABS MOULDING COMPOUND, SEE TABLE
PRINTED CIRCUIT FINGERS- 0.51µm MIN. GOLD
PLATED OVER 1.27µm MIN. NICKEL PLATED
GROUND PLANE- 2.54µm MIN. TIN
OVER 0.25mm THICK BRASS
- 2. THIS INSERT IS DESIGNED TO MATE WITH EDGE
CONNECTOR KITS AND WALLBOX KITS, AMP CO
- 3 THIS INTERCONNECT MEETS THE REQUERIMENTS
OF IEC 603-7



ELECTRICAL SCHEMATIC



6548-5	BLACK	WHITE	336548-5
6548-3	WHITE	BLACK	336548-3
6548-1	BLACK	ALMOND	336548-1
CODE NUMBER	PRINTINGS COLOUR	ADAPTER COLOUR	PART NUMBER

THIS DRAWING IS A CONTROLLED DOCUMENT.		DWN J. GATNAU 30APR2001	COMMSCOPE, INC.	
DIMENSIONS: mm		CHK A. PUELL 07MAY2001		
TOLERANCES UNLESS OTHERWISE SPECIFIED:		APVD J. SANABRA 10JAN2002	NAME INSERT CAT6 1x RJ45 T568A AMP CO	
0 PLC ±		PRODUCT SPEC 108-22148	SIZE A3	CAGE CODE C-336548
1 PLC ±		APPLICATION SPEC	RESTRICTED TO	
2 PLC ±		WEIGHT	-	
3 PLC ±		CUSTOMER DRAWING	SCALE 2:1	SHEET 1 OF 1
4 PLC ±		FINISH SEE TABLE	REV C	
ANGLES ±				
MATERIAL 1				