

4

3

2

1

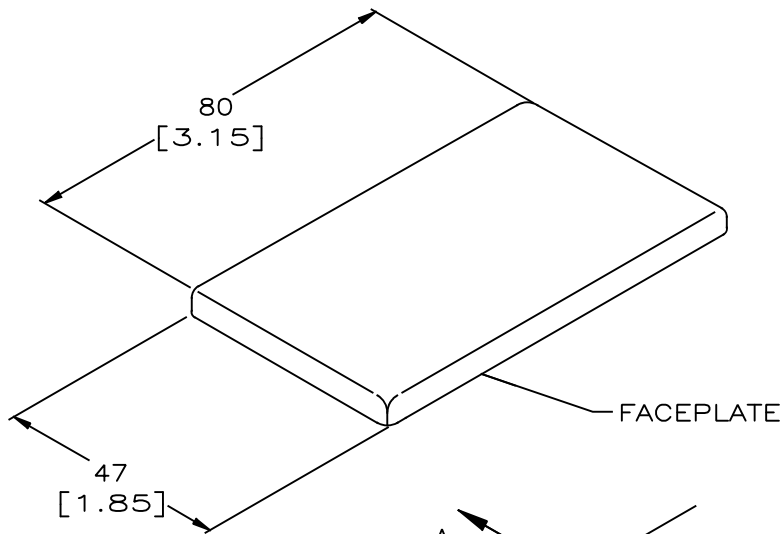
THIS DRAWING IS UNPUBLISHED.

RELEASED FOR PUBLICATION

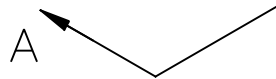
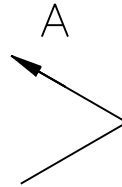
© 2016 Commscope, INC. Confidential

NOTES: These drawings and specifications are the proprietary property of COMMSCOPE, INC. and may be used only for the specific purpose authorized in writing by COMMSCOPE, INC.

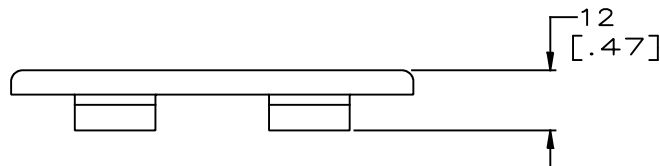
LOC	DIST	REVISIONS					
		P	LTR	DESCRIPTION	DATE	DWN	APVD
		D		REV ECO-05-013206	23NOV05	LH	GB
		E		REV-ECR-07-002108	29JAN07	LH	GB
		F		REV PER BNS_CD_BRAND	16JAN17	GG	DC



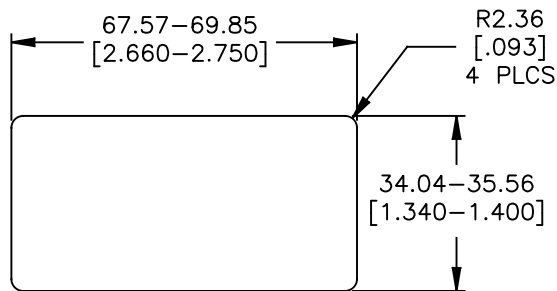
FACEPLATE



SPACER TUBE
QUANTITY 2



VIEW A-A



RECOMMENDED PANEL CUTOUT
SCALE: 1:1



DIMENSIONS ARE MAXIMUM UNLESS OTHERWISE SPECIFIED.



MATERIAL: FACEPLATE- POLYCARBONATE MOLDING COMPOUND, 94V-0 RATED, SEE TABLE FOR COLOR.
TUBING- BLACK POLYOLEFIN.

3. KIT SHIPPED NOT ASSEMBLED.



PANEL THICKNESS: 1.14 [.045] TO 2.03 [.080].

NEMA GRAY	558471-4
LIGHT ALMOND	558471-2
BLACK	558471-1
COLOR	PART NO.

THIS DRAWING IS A CONTROLLED DOCUMENT.		DWN	22NOV2005	COMMSCOPE, INC.					
DIMENSIONS:		CHK	G. BOWMAN	FACEPLATE KIT, BLANK THICK FLANGE, FLEXMODE					
mm [INCHES]		APVD	G. BOWMAN						
TOLERANCES UNLESS OTHERWISE SPECIFIED:		PRODUCT SPEC	-						
0 PLC ±- 1 PLC ±- 2 PLC ±- 3 PLC ±- 4 PLC ±- ANGLES ±-		APPLICATION SPEC	408-3314						
MATERIAL	FINISH	WEIGHT	-	SIZE	A3	DRAWING NO	C=558471	RESTRICTED TO	-
		CUSTOMER DRAWING		SCALE	1:1	SHEET	1 OF 1	REV	F

