

# RRZZ-65B-R4N43



8-port sector antenna, 4 x 694–960 and 4 x 1427–2690 MHz, 65° HPBW, 4x RET

- All Internal RET actuators are connected in “Cascaded SRET” configuration
- Retractable tilt indicator rods
- Antenna shape optimized for wind load reduction

This product will be discontinued on: December 31, 2025

Replaced By:

RRZZ-65B-R4N43V2      8-port sector antenna, 4 x 694–960 and 4 x 1427–2690 MHz, 65° HPBW, 4x RET

## General Specifications

Antenna Type	Sector
Band	Multiband
Color	Light Gray (RAL 7035)
Grounding Type	RF connector inner conductor and body grounded to reflector and mounting bracket
Performance Note	Outdoor usage
Radome Material	Fiberglass, UV resistant
Reflector Material	Aluminum
RF Connector Interface	4.3-10 Female
RF Connector Location	Bottom
RF Connector Quantity, high band	0
RF Connector Quantity, mid band	4
RF Connector Quantity, low band	4
RF Connector Quantity, total	8

## Remote Electrical Tilt (RET) Information

RET Hardware	CommRET v2
RET Interface	8-pin DIN Female   8-pin DIN Male
RET Interface, quantity	2 female   2 male
Input Voltage	10–30 Vdc


# RRZZ-65B-R4N43

Internal RET	Low band (2)   Mid band (2)
Power Consumption, active state, maximum	8 W
Power Consumption, idle state, maximum	1 W
Protocol	3GPP/AISG 2.0 (Single RET)

## Dimensions

Width	430 mm   16.929 in
Depth	197 mm   7.756 in
Length	2100 mm   82.677 in
Net Weight, antenna only	32 kg   70.548 lb

## Array Layout



Array ID	Frequency (MHz)	RF Connector	RET (SRET)	AISG No.	AISG RET UID
R1	694-960	1 - 2	1	AISG1	CPxxxxxxxxxxxxR1
R2	694-960	3 - 4	2	AISG1	CPxxxxxxxxxxxxR2
Y1	1427-2690	5 - 6	3	AISG1	CPxxxxxxxxxxxxY1
Y2	1427-2690	7 - 8	4	AISG1	CPxxxxxxxxxxxxY2


(Sizes of colored boxes are not true depictions of array sizes)

## Port Configuration

# RRZZ-65B-R4N43



## Logo Image



## Electrical Specifications

Impedance	50 ohm
Operating Frequency Band	1427 – 2690 MHz   694 – 960 MHz
Polarization	±45°
Total Input Power, maximum	900 W @ 50 °C

## Electrical Specifications

R1,R2	R1,R2	R1,R2	Y1,Y2	Y1,Y2	Y1,Y2	Y1,Y2	Y1,Y2
-------	-------	-------	-------	-------	-------	-------	-------

# RRZZ-65B-R4N43

Frequency Band, MHz	698–806	790–896	890–960	1427–1518	1695–1990	1920–2300	2300–2500	2490–2690
RF Port	1-4	1-4	1-4	7-10	7-10	7-10	7-10	7-10
Gain at Mid Tilt, dBi	14.4	14.9	15.2	16	17.2	17.9	18.3	17.9
Beamwidth, Horizontal, degrees	66	60	56	69	59	57	58	58
Beamwidth, Vertical, degrees	10.4	9.4	8.6	6.9	5.8	5.2	4.7	4.4
Beam Tilt, degrees	2–12	2–12	2–12	2–12	2–12	2–12	2–12	2–12
USLS (First Lobe), dB	18	17	15	16	16	16	21	19
Front-to-Back Ratio at 180°, dB	31	31	32	33	36	31	34	32
CPR at Boresight, dB	21	21	21	18	20	14	16	14
CPR at Sector, dB	10	8	7	7	7	7	4	1
Isolation, Cross Polarization, dB	27	27	27	26	26	26	26	26
Isolation, Inter-band, dB	27	27	27	26	26	26	26	26
VSWR   Return loss, dB	1.5   14.0	1.5   14.0	1.5   14.0	1.5   14.0	1.5   14.0	1.5   14.0	1.5   14.0	1.5   14.0
PIM, 3rd Order, 2 x 20 W, dBc	-153	-153	-153	-153	-153	-153	-153	-153
Input Power per Port at 50°C, maximum, watts	250	250	250	200	200	200	150	150

## Mechanical Specifications

Wind Loading @ Velocity, frontal	494.0 N @ 150 km/h (111.1 lbf @ 150 km/h)
Wind Loading @ Velocity, lateral	266.0 N @ 150 km/h (59.8 lbf @ 150 km/h)
Wind Loading @ Velocity, maximum	780.0 N @ 150 km/h (175.4 lbf @ 150 km/h)
Wind Loading @ Velocity, rear	319.0 N @ 150 km/h (71.7 lbf @ 150 km/h)
Wind Speed, maximum	241 km/h (150 mph)

## Packaging and Weights

Width, packed	530 mm   20.866 in
Depth, packed	349 mm   13.74 in
Length, packed	2272 mm   89.449 in
Weight, gross	44.8 kg   98.767 lb

## Regulatory Compliance/Certifications

Agency	Classification
CHINA-ROHS	Below maximum concentration value

# RRZZ-65B-R4N43

---

ISO 9001:2015	Designed, manufactured and/or distributed under this quality management system
REACH-SVHC	Compliant as per SVHC revision on <a href="http://www.commscope.com/ProductCompliance">www.commscope.com/ProductCompliance</a>
ROHS	Compliant
UK-ROHS	Compliant




## Included Products

BSAMNT-3	–	Wide Profile Antenna Downtilt Mounting Kit for 2.4 - 4.5 in (60 - 115 mm) OD round members. Kit contains one scissor top bracket set and one bottom bracket set.
----------	---	--

## \* Footnotes

<b>Performance Note</b>	Severe environmental conditions may degrade optimum performance
-------------------------	---

# BSAMNT-3



Wide Profile Antenna Downtilt Mounting Kit for 2.4 - 4.5 in (60 - 115 mm) OD round members. Kit contains one scissor top bracket set and one bottom bracket set.

## Product Classification

**Product Type** Downtilt mounting kit

## General Specifications

**Application** Outdoor

**Color** Silver

## Dimensions

**Compatible Diameter, maximum** 115 mm | 4.528 in

**Compatible Diameter, minimum** 60 mm | 2.362 in

**Weight, net** 6.2 kg | 13.669 lb

## Material Specifications

**Material Type** Galvanized steel

## Packaging and Weights

**Included** Brackets | Hardware

**Packaging quantity** 1

**Weight, gross** 6.4 kg | 14.11 lb

## Regulatory Compliance/Certifications

Agency	Classification
CE	Compliant with the relevant CE product directives
CHINA-ROHS	Below maximum concentration value
ISO 9001:2015	Designed, manufactured and/or distributed under this quality management system
REACH-SVHC	Compliant as per SVHC revision on <a href="http://www.andrew.com/ProductCompliance">www.andrew.com/ProductCompliance</a>
ROHS	Compliant
UK-ROHS	Compliant

