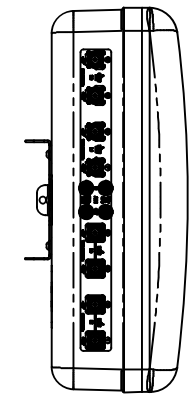
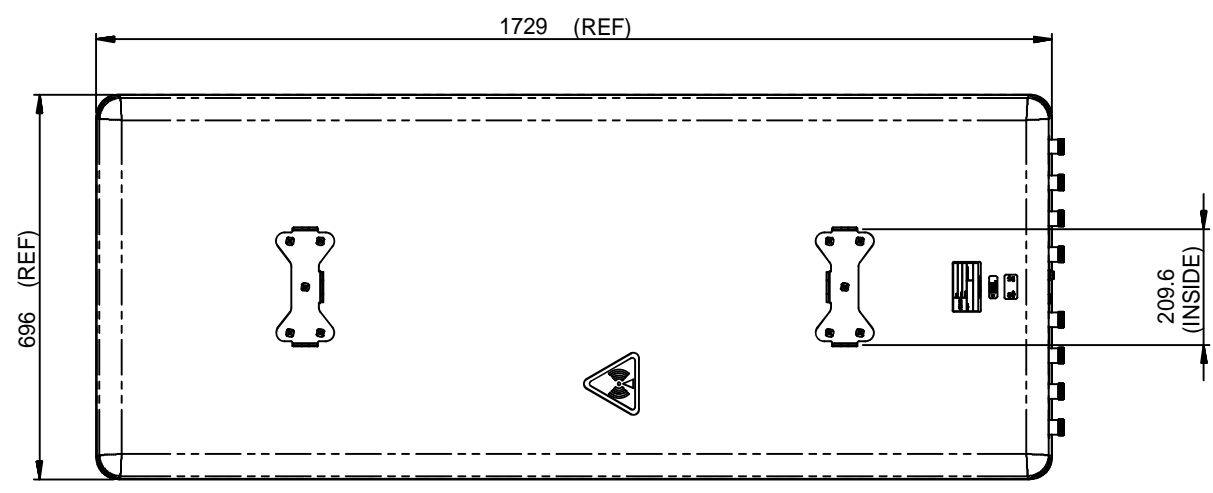
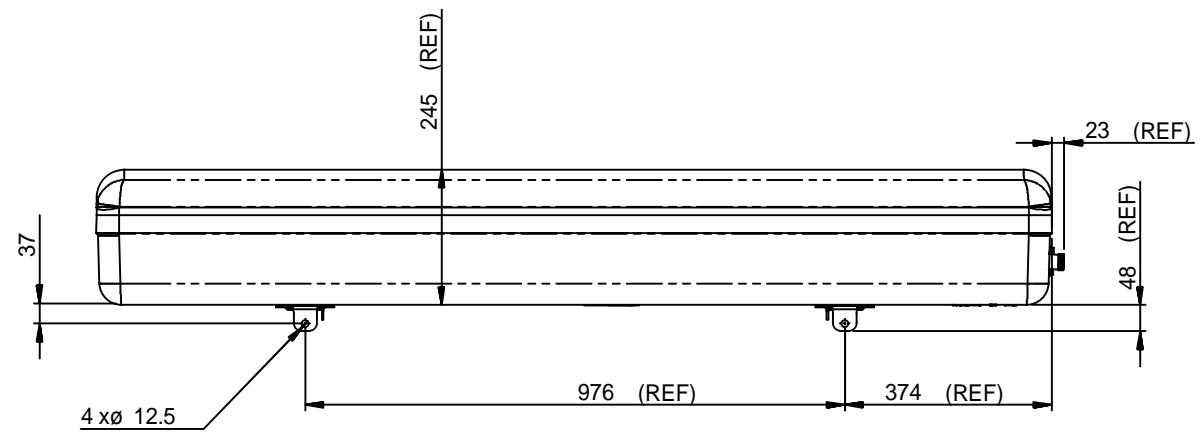


ZONE	REV.	DESCRIPTION	DRAWN BY	DATE
-	A	INITIAL ISSUE	J.T	7/02/2014



2UNPX206.12R2

UNLESS OTHERWISE SPECIFIED DIMENSIONS ARE IN MILLIMETRES. TOLERANCES ARE: 0 - 20 ± 2 HOLE Ø ± 1 >20-100 ± 2 HOLE ⌀ ± 1 >100-200 ± 2 ANGULAR ± 1 >200 ± 2		DESCRIPTION: <b>PRODUCT DRAWING A</b>	
		DWG REV <b>A</b>	
		DATE: 7/02/2014	
		SCALE: 1:10	
		A3	
PART/DWG NUMBER: <b>2UNPX206.12R2-L</b>		MATERIAL: N/A	
DRAWN TO AS1100		FINISH: N/A	
		3D MOD: A.P	
		DRAWN: J.T	
		SHEET 1 OF 1	