


E12F05P86



Twin Triplexer 900/1800/2100, dc bypass on 1800 MHz port, with 4.3-10 connectors

- New 4.3-10 connectors for improved PIM performance and size reduction
- Industry leading PIM performance
- Suitable for feeders cables reduction
- Twin configuration

OBSOLETE

This product was discontinued on: December 31, 2023

Replaced By:

E14F10P11

Twin Triplexer 800-900/1800/2100, dc bypass on all ports, 4.3-10 connectors

Product Classification

Product Type Triplexer

General Specifications

Product Family CBC81821

Color Gray

Common Port Label Common

Modularity 2-Twin

Mounting Pole | Wall

Mounting Pipe Hardware Band clamps (2)

RF Connector Interface 4.3-10 Female

RF Connector Interface Body Style Medium neck

Dimensions

Height 151 mm | 5.945 in

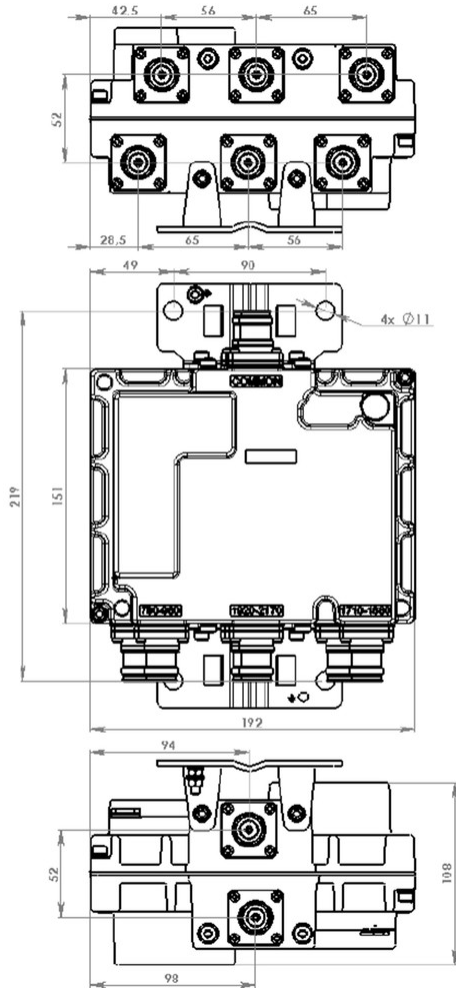
Width 108 mm | 4.252 in

Depth 192 mm | 7.559 in

Mounting Pipe Diameter Range 40–160 mm

E12F05P86

Outline Drawing



Electrical Specifications

Impedance

50 ohm

License Band, Band Pass

CEL 850 | CEL 900 | DCS 1800 | EDD 800 | IMT 2100 | LMR 800 | LMR 900

Electrical Specifications, dc Power/Alarm

dc/AISG Pass-through, combiner

Branch 2

dc/AISG Pass-through, demultiplexer

Branch 2

Lightning Surge Current

10 kA

Lightning Surge Current Waveform

8/20 waveform

E12F05P86

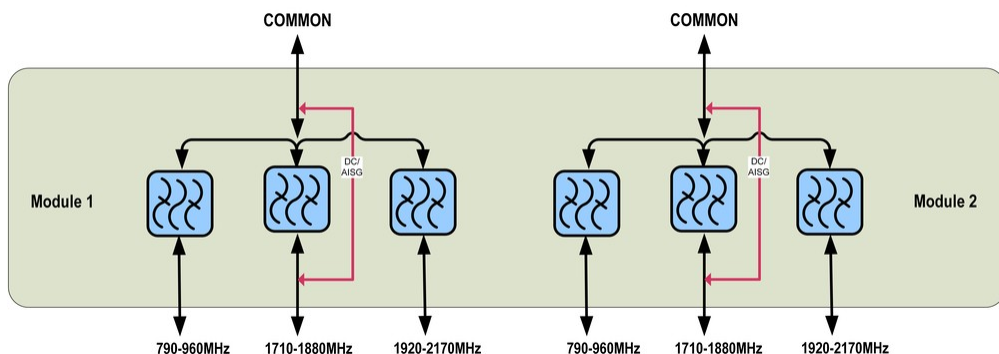
Electrical Specifications

Sub-module	1 2	1 2	1 2
Branch	1	2	3
Port Designation	790-960	1710-1880	1920-2170
License Band	CEL 850, Band Pass CEL 900, Band Pass EDD 800, Band Pass LMR 800, Band Pass LMR 900, Band Pass	DCS 1800, Band Pass	IMT 2100, Band Pass

Electrical Specifications, Band Pass

Frequency Range, MHz	790–960	1710–1880	1920–2170
Insertion Loss, typical, dB	0.15	0.2	0.2
Return Loss, minimum, dB	21	21	21
Return Loss, typical, dB	24	24	24
Isolation, minimum, dB	50	50	50
Input Power, RMS, maximum, W	350	250	250
Input Power, PEP, maximum, W	3000	2500	2500
3rd Order PIM, typical, dBc	-160	-160	-160
3rd Order PIM Test Method	Two +43 dBm carriers	Two +43 dBm carriers	Two +43 dBm carriers

Block Diagram



Environmental Specifications

Operating Temperature	-40 °C to +60 °C (-40 °F to +140 °F)
Relative Humidity	Up to 100%
Corrosion Test Method	IEC 60068-2-11, 30 days
Ingress Protection Test Method	IEC 60529:2001, IP67

E12F05P86

Packaging and Weights

Included	Mounting hardware
Volume	3.1 L
Weight, net	4.7 kg 10.362 lb

Regulatory Compliance/Certifications

Agency

ISO 9001:2015



Classification

Designed, manufactured and/or distributed under this quality management system