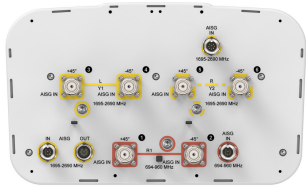


RVVPX310.11B-T2H



6-port sector antenna, 2x 694–960 and 4x 1695–2690 MHz, 65° HPBW, 3x RET with manual override and internal Bias-Tee's.

- Internal RET actuators are connected in SRET configuration, with dedicated AISG ports for each band
- Each port has an integrated bias tee, and each band has its own smart switch that automatically selects between bias tee or AISG inputs according to a predetermined priority table

General Specifications

Antenna Type	Sector
Band	Multiband
Color	Light Gray (RAL 7035)
Grounding Type	RF connector body grounded to reflector and mounting bracket
Performance Note	Outdoor usage Wind loading figures are validated by wind tunnel measurements described in white paper WP-112534-EN
Radome Material	Fiberglass, UV resistant
Radiator Material	Low loss circuit board
Reflector Material	Aluminum
RF Connector Interface	4.3-10 Female
RF Connector Location	Bottom
RF Connector Quantity, high band	4
RF Connector Quantity, mid band	0
RF Connector Quantity, low band	2
RF Connector Quantity, total	6

Remote Electrical Tilt (RET) Information

RET Interface	8-pin DIN Female 8-pin DIN Male
RET Interface, quantity	1 female 3 male
Input Voltage	10–30 Vdc
Internal Bias Tee	Port 1 Port 2 Port 3 Port 4 Port 5 Port 6
Internal RET	High band (2) Low band (1)
Power Consumption, idle state, maximum	2 W
Power Consumption, normal conditions, maximum	13 W

RVVPX310.11B-T2H

Protocol 3GPP/AISG 2.0 (Single RET)

Dimensions

Width 350 mm | 13.78 in


Depth 208 mm | 8.189 in

Length 2533 mm | 99.724 in

Net Weight, without mounting kit 33.2 kg | 73.193 lb

Array Layout

RVVPX

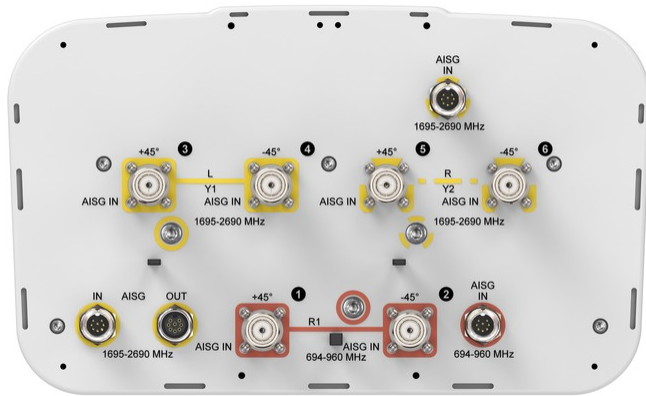


Array	Freq (MHz)	Coms	RET (SRET)	AISG RET UID
R1	698-960	1-2	1	ARXXXXXXXXXXXXXXXXX1
Y1	1710-2690	3-4	2	ARXXXXXXXXXXXXXXXXX2
Y2	1710-2690	5-6	3	ARXXXXXXXXXXXXXXXXX3

View from the front of the antenna
(Sizes of colored boxes are not true depictions of array sizes)

Port Configuration

RVVPX310.11B-T2H



Electrical Specifications

Impedance	50 ohm
Operating Frequency Band	1695 – 2690 MHz 694 – 960 MHz
Polarization	±45°
Total Input Power, maximum	1,000 W @ 50 °C

Electrical Specifications

Frequency Band, MHz	694–790	790–890	890–960	1695–1880	1850–1990	1920–2180	2300–2690
Gain, dBi	16.3	16.7	16.9	17.5	17.9	18.1	18.6
Beamwidth, Horizontal, degrees	69	67	64	62	60	62	61
Beamwidth, Vertical, degrees	10.1	8.9	8.2	7.6	7.1	6.6	5.5
Beam Tilt, degrees	0–10	0–10	0–10	0–10	0–10	0–10	0–10
USLS (First Lobe), dB	18	18	18	18	18	18	18
Null Fill, dB	-22	-22	-22	-22	-22	-22	-22
Front-to-Back Ratio at 180°, dB	29	32	31	33	42	38	39
Isolation, Cross Polarization, dB	28	28	28	30	30	30	30
Isolation, Inter-band, dB	30	30	30	30	30	30	30
VSWR Return loss, dB	1.5 14.0	1.5 14.0	1.5 14.0	1.5 14.0	1.5 14.0	1.5 14.0	1.5 14.0
PIM, 3rd Order, 2 x 20 W, dBc	-150	-150	-150	-150	-150	-150	-150
Input Power per Port at 50°C, maximum, watts	200	200	200	175	175	175	175

Mechanical Specifications

RVVPX310.11B-T2H

Wind Loading @ Velocity, frontal	445.0 N @ 150 km/h (100.0 lbf @ 150 km/h)
Wind Loading @ Velocity, lateral	379.0 N @ 150 km/h (85.2 lbf @ 150 km/h)
Wind Loading @ Velocity, maximum	942.0 N @ 150 km/h (211.8 lbf @ 150 km/h)
Wind Loading @ Velocity, rear	472.0 N @ 150 km/h (106.1 lbf @ 150 km/h)
Wind Speed, maximum	241 km/h (150 mph)

Packaging and Weights

Width, packed	456 mm 17.953 in
Depth, packed	357 mm 14.055 in
Length, packed	2834 mm 111.575 in
Weight, gross	50 kg 110.231 lb

Regulatory Compliance/Certifications

Agency	Classification
CHINA-ROHS	Below maximum concentration value
ISO 9001:2015	Designed, manufactured and/or distributed under this quality management system
REACH-SVHC	Compliant as per SVHC revision on www.commscope.com/ProductCompliance
ROHS	Compliant
UK-ROHS	Compliant



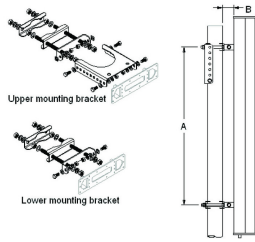
Included Products

T-029-GL-E	-	Adjustable Tilt Pipe Mounting Kit for 2.362"-4.5" (60-115mm) OD round members for panel antennas. Includes 2 clamp sets.
------------	---	--------------------------------------------------------------------------------------------------------------------------

* Footnotes

Performance Note	Severe environmental conditions may degrade optimum performance
-------------------------	-----------------------------------------------------------------

T-029-GL-E



Adjustable Tilt Pipe Mounting Kit for 2.362"-4.5" (60-115mm) OD round members for panel antennas. Includes 2 clamp sets.

Product Classification

Product Type Adjustable tilt mounting kit

General Specifications

Application Outdoor

Color Silver

Dimensions

Compatible Length, maximum 2850 mm | 112.205 in

Compatible Length, minimum 1500 mm | 59.055 in

Compatible Diameter, maximum 115 mm | 4.528 in

Compatible Diameter, minimum 60 mm | 2.362 in

Antenna-to-Pipe Distance 85 mm | 3.346 in

Bracket-to-Bracket Distance 1400 mm | 55.118 in

Weight, net 6 kg | 13.228 lb

Material Specifications

Material Type Galvanized steel

Mechanical Specifications

Mechanical Tilt 0°-8°

Packaging and Weights

Included Brackets | Hardware

Packaging quantity 1

Regulatory Compliance/Certifications

Agency	Classification
CE	Compliant with the relevant CE product directives

T-029-GL-E

CHINA-ROHS	Below maximum concentration value
ISO 9001:2015	Designed, manufactured and/or distributed under this quality management system
REACH-SVHC	Compliant as per SVHC revision on www.commscope.com/ProductCompliance
ROHS	Compliant
UK-ROHS	Compliant

