NCC34UBDB

NCC Cat 6 UTP, Plug-to-Plug, Class B2ca

Product Classification

Regional Availability	EMEA
Portfolio	NETCONNECT®
Product Type	Twisted pair patch cord
Product Series	NCC

General Specifications

ANSI/TIA Category	6
Cable Type	U/UTP (unshielded)
Conductor Type	Solid
Interface, Connector A	RJ45 plug
Interface Feature, connector A	Standard
Interface, Connector B	RJ45 plug
Interface Feature, connector B	Standard
Pairs, quantity	4
Wiring	T568B

Dimensions

Cable Assembly Length, minimum (m)	1
Cable Assembly Length, maximum (m)	90
Diameter Over Jacket	6.1 mm | 0.24 in
Compatible Conductor Gauge, stranded	24 AWG

Ordering Tree

©2020 CommScope, Inc. All rights reserved. All trademarks identified by ® or ™ are registered trademarks, respectively, of CommScope. All specifications are subject to change without notice. See www.commscope.com for the most current information. Revised: October 24, 2020

NCC34UBDB

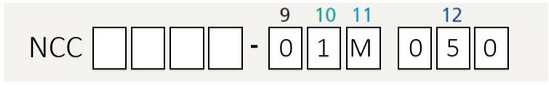

Outlet Color

9	0	Not applicable
	1	Black
	2	Blue
	3	Gray
	4	Green
	5	Ivory
	6	Orange
	7	Red
	8	White
	9	Yellow
	B	Lilac

Jacket Color

10	1	Black
	2	Light blue
	3	Dark gray
	4	Spring green
	5	Ivory
	6	Orange
	7	Red
	8	White
	9	Yellow
	B	Lilac
	C	Gray
	K	Pink
	L	Violet
	M	Green
	Z	Blue

UOM

11	M	Meter

Length

12	XXX

Notes

- Cords > 1m are authorized for use in channels and are an effective standalone method used to connect active devices
- Cords < 1m are also valid elements for use in a channel or as an equipment interconnect but due to their limited length are not guaranteed to meet component compliance requirements that were developed to assess the quality of longer cords

Mechanical Specifications

Plug Insertion Life, minimum	750 times

Environmental Specifications

Operating Temperature	-20 °C to +60 °C (-4 °F to +140 °F)
EN50575 CPR Cable EuroClass Fire Performance	B2ca
EN50575 CPR Cable EuroClass Smoke Rating	s1
EN50575 CPR Cable EuroClass Droplets Rating	d0
EN50575 CPR Cable EuroClass Acidity Rating	a1
Environmental Space	Low Smoke Zero Halogen (LSZH)
Safety Standard	UL 1863

Packaging and Weights

Packaging quantity	1

Regulatory Compliance/Certifications

Agency	**Classification**
CENELEC	EN 50575 compliant, Declaration of Performance (DoP) available

©2020 CommScope, Inc. All rights reserved. All trademarks identified by ® or ™ are registered trademarks, respectively, of CommScope. All specifications are subject to change without notice. See www.commscope.com for the most current information. Revised: October 24, 2020

NCC34UBDB

Included Products

884015704/10 CS34ZB WHT C6 4/23 U/UTP RL 305M	–	CS34ZB Category 6 U/UTP Cable, low smoke zero halogen, white jacket, 4 pair count, 305 m length Reel
884015714/10 CS34ZB WHT C6 4/23 U/UTP CPK 305M	–	CS34ZB Category 6 U/UTP Cable, low smoke zero halogen, white jacket, 4 pair count, 305 m length CommPak® box
884043104/10 CS34ZB BLU C6 4/23 U/UTP RL 305M	–	CS34ZB Category 6 U/UTP Cable, low smoke zero halogen, blue jacket, 4 pair count, 305 m length Reel

©2020 CommScope, Inc. All rights reserved. All trademarks identified by ® or ™ are registered trademarks, respectively, of CommScope. All specifications are subject to change without notice. See www.commscope.com for the most current information. Revised: October 24, 2020

884015704/10 | CS34ZB WHT C6 4/23 U/UTP RL 305M



CS34ZB Category 6 U/UTP Cable, low smoke zero halogen, white jacket, 4 pair count, 305 m length Reel

Product Classification

Regional Availability	EMEA
Portfolio	NETCONNECT®
Product Type	Twisted pair cable

General Specifications

Product Number	CS34ZB
ANSI/TIA Category	6
Cable Component Type	Horizontal
Cable Type	U/UTP (unshielded)
Conductor Type, singles	Solid
Conductors, quantity	8
Jacket Color	White
Note	All electrical transmission tests include swept frequency measurements
Pairs, quantity	4
Separator Type	Tape separator
Transmission Standards	ANSI/TIA-568.2-D | CENELEC EN 50288-6-1 | ISO/IEC 11801 Class E

Dimensions

Cable Length	304.8 m | 1000 ft
Diameter Over Conductor	1.041 mm | 0.041 in
Diameter Over Jacket, nominal	5.918 mm | 0.233 in
Jacket Thickness	0.559 mm | 0.022 in
Conductor Gauge, singles	23 AWG

©2020 CommScope, Inc. All rights reserved. All trademarks identified by ® or ™ are registered trademarks, respectively, of CommScope. All specifications are subject to change without notice. See www.commscope.com for the most current information. Revised: October 22, 2020

884015704/10 | CS34ZB WHT C6 4/23 U/UTP RL 305M

Cross Section Drawing

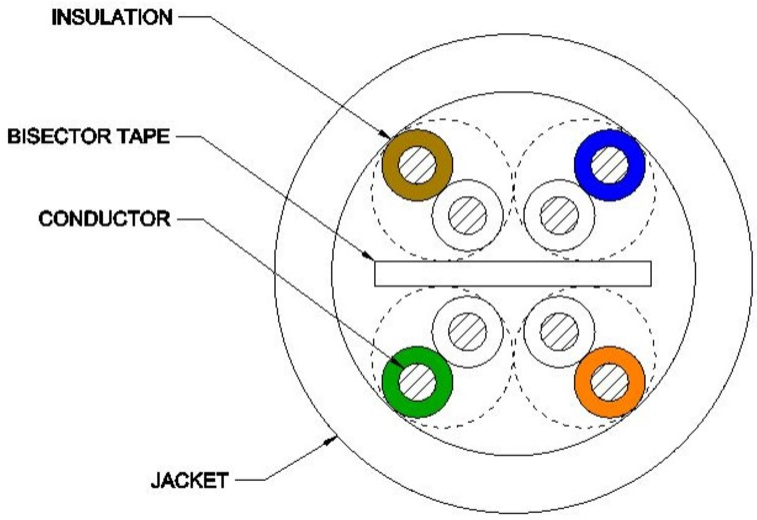

Electrical Specifications

Characteristic Impedance	100 ohm
dc Resistance Unbalance, maximum	5 %
dc Resistance, maximum	7.61 ohms/100 m | 2.32 ohms/100 ft
Delay Skew, maximum	45 ns
Dielectric Strength, minimum	1500 Vac | 2500 Vdc
Mutual Capacitance at Frequency	5.6 nF/100 m @ 1 kHz
Nominal Velocity of Propagation (NVP)	69 %
Operating Frequency, maximum	250 MHz
Operating Voltage, maximum	80 V
Remote Powering	Fully complies with the recommendations set forth by IEEE 802.3bt (Type 4) for the safe delivery of power over LAN cable when installed according to ISO/IEC 14763-2, CENELEC EN 50174-1, CENELEC EN 50174-2 or TIA TSB-184-A
Segregation Class	b

©2020 CommScope, Inc. All rights reserved. All trademarks identified by ® or ™ are registered trademarks, respectively, of CommScope. All specifications are subject to change without notice. See www.commscope.com for the most current information. Revised: October 22, 2020

884015704/10 | CS34ZB WHT C6 4/23 U/UTP RL 305M

Electrical Cable Performance

CS	CommScope
STD	Refers to the standard value listed under Transmission Standards in the Electrical Specifications above
TYP	Typical Electrical Performance
IL	Insertion Loss (dB/100m)
ACR	Attenuation to Crosstalk Ratio (dB/100m)
PSACR	Power Sum Attenuation to Crosstalk Ratio (dB/100m)
PSACRF	Power Sum Attenuation to Crosstalk Ratio - Far End (dB/100m)
TCL	Transverse Conversion Loss (dB/100m)
NEXT	Near End Crosstalk (dB/100m)
PSNEXT	Power Sum Near End Crosstalk (db/100m)
ACRF	Attenuation to Crosstalk Ratio - Far End (dB/100m)
RL	Return Loss (dB)
ELTCTL	Equal Level Transverse Conversion Transfer Loss (dB/100m)

Freq. MHz
1
4
8
10
16
20
25
31.25
62.5
100
155
200
250

Material Specifications

Conductor Material	Bare copper
Insulation Material	Polyolefin
Jacket Material	Low Smoke Zero Halogen (LSZH)
Separator Material	Polyolefin

Mechanical Specifications

Pulling Tension, maximum	11.34 kg | 25 lb

Environmental Specifications

Installation temperature	0 °C to +60 °C (+32 °F to +140 °F)
Operating Temperature	-20 °C to +60 °C (-4 °F to +140 °F)
Acid Gas Test Method	EN 50267-2-3
EN50575 CPR Cable EuroClass Fire Performance	B2ca

©2020 CommScope, Inc. All rights reserved. All trademarks identified by ® or ™ are registered trademarks, respectively, of CommScope. All specifications are subject to change without notice. See www.commscope.com for the most current information. Revised: October 22, 2020

EN50575 CPR Cable EuroClass Smoke Rating	s1a
EN50575 CPR Cable EuroClass Droplets Rating	d0
EN50575 CPR Cable EuroClass Acidity Rating	a1
Environmental Space	Low Smoke Zero Halogen (LSZH)
Smoke Test Method	IEC 61034-2

Packaging and Weights

Cable weight	38.097 kg/km | 25.6 lb/kft
Packaging Type	Reel

Regulatory Compliance/Certifications

Agency	Classification
CENELEC	EN 50575 compliant, Declaration of Performance (DoP) available
CHINA-ROHS	Below maximum concentration value
ISO 9001:2015	Designed, manufactured and/or distributed under this quality management system
REACH-SVHC	Compliant as per SVHC revision on www.commscope.com/ProductCompliance
ROHS	Compliant

©2020 CommScope, Inc. All rights reserved. All trademarks identified by ® or ™ are registered trademarks, respectively, of CommScope. All specifications are subject to change without notice. See www.commscope.com for the most current information. Revised: October 22, 2020

884015714/10 | CS34ZB WHT C6 4/23 U/UTP CPK 305M



CS34ZB Category 6 U/UTP Cable, low smoke zero halogen, white jacket, 4 pair count, 305 m length CommPak® box

Product Classification

Regional Availability	EMEA
Portfolio	NETCONNECT®
Product Type	Twisted pair cable

General Specifications

Product Number	CS34ZB
ANSI/TIA Category	6
Cable Component Type	Horizontal
Cable Type	U/UTP (unshielded)
Conductor Type, singles	Solid
Conductors, quantity	8
Jacket Color	White
Note	All electrical transmission tests include swept frequency measurements
Pairs, quantity	4
Separator Type	Tape separator
Transmission Standards	ANSI/TIA-568.2-D | CENELEC EN 50288-6-1 | ISO/IEC 11801 Class E

Dimensions

Cable Length	304.8 m | 1000 ft
Diameter Over Conductor	1.041 mm | 0.041 in
Diameter Over Jacket, nominal	5.918 mm | 0.233 in
Jacket Thickness	0.559 mm | 0.022 in
Conductor Gauge, singles	23 AWG

©2020 CommScope, Inc. All rights reserved. All trademarks identified by ® or ™ are registered trademarks, respectively, of CommScope. All specifications are subject to change without notice. See www.commscope.com for the most current information. Revised: October 22, 2020

884015714/10 | CS34ZB WHT C6 4/23 U/UTP CPK 305M

Cross Section Drawing

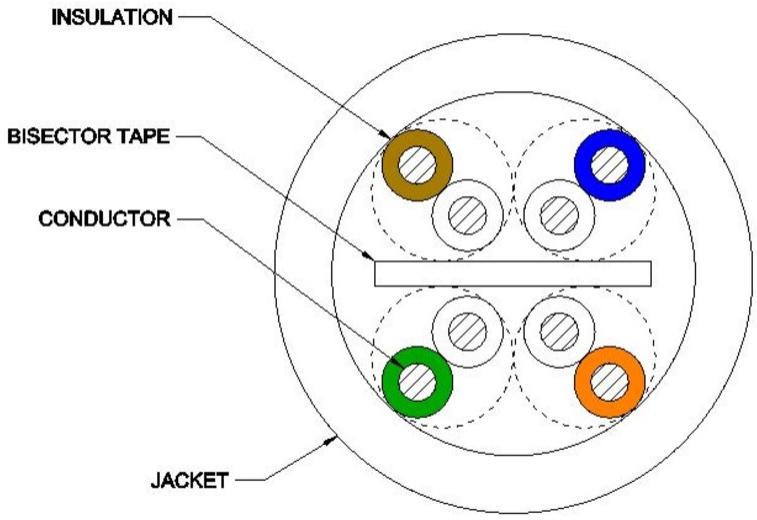

Electrical Specifications

Characteristic Impedance	100 ohm
dc Resistance Unbalance, maximum	5 %
dc Resistance, maximum	7.61 ohms/100 m | 2.32 ohms/100 ft
Delay Skew, maximum	45 ns
Dielectric Strength, minimum	1500 Vac | 2500 Vdc
Mutual Capacitance at Frequency	5.6 nF/100 m @ 1 kHz
Nominal Velocity of Propagation (NVP)	69 %
Operating Frequency, maximum	250 MHz
Operating Voltage, maximum	80 V
Remote Powering	Fully complies with the recommendations set forth by IEEE 802.3bt (Type 4) for the safe delivery of power over LAN cable when installed according to ISO/IEC 14763-2, CENELEC EN 50174-1, CENELEC EN 50174-2 or TIA TSB-184-A
Segregation Class	b

©2020 CommScope, Inc. All rights reserved. All trademarks identified by ® or ™ are registered trademarks, respectively, of CommScope. All specifications are subject to change without notice. See www.commscope.com for the most current information. Revised: October 22, 2020

Electrical Cable Performance

CS	CommScope
STD	Refers to the standard value listed under Transmission Standards in the Electrical Specifications above
TYP	Typical Electrical Performance
IL	Insertion Loss (dB/100m)
ACR	Attenuation to Crosstalk Ratio (dB/100m)
PSACR	Power Sum Attenuation to Crosstalk Ratio (dB/100m)
PSACRF	Power Sum Attenuation to Crosstalk Ratio - Far End (dB/100m)
TCL	Transverse Conversion Loss (dB/100m)
NEXT	Near End Crosstalk (dB/100m)
PSNEXT	Power Sum Near End Crosstalk (db/100m)
ACRF	Attenuation to Crosstalk Ratio - Far End (dB/100m)
RL	Return Loss (dB)
ELTCTL	Equal Level Transverse Conversion Transfer Loss (dB/100m)

Freq. MHz
1
4
8
10
16
20
25
31.25
62.5
100
155
200
250

Material Specifications

Conductor Material	Bare copper
Insulation Material	Polyolefin
Jacket Material	Low Smoke Zero Halogen (LSZH)
Separator Material	Polyolefin

Mechanical Specifications

Pulling Tension, maximum	11.34 kg | 25 lb

Environmental Specifications

Installation temperature	0 °C to +60 °C (+32 °F to +140 °F)
Operating Temperature	-20 °C to +60 °C (-4 °F to +140 °F)
Acid Gas Test Method	EN 50267-2-3
EN50575 CPR Cable EuroClass Fire Performance	B2ca

©2020 CommScope, Inc. All rights reserved. All trademarks identified by ® or ™ are registered trademarks, respectively, of CommScope. All specifications are subject to change without notice. See www.commscope.com for the most current information. Revised: October 22, 2020

EN50575 CPR Cable EuroClass Smoke Rating	s1a
EN50575 CPR Cable EuroClass Droplets Rating	d0
EN50575 CPR Cable EuroClass Acidity Rating	a1
Environmental Space	Low Smoke Zero Halogen (LSZH)
Smoke Test Method	IEC 61034-2

Packaging and Weights

Cable weight	38.097 kg/km | 25.6 lb/kft
Packaging Type	CommPak® box

Regulatory Compliance/Certifications

Agency	Classification
CENELEC	EN 50575 compliant, Declaration of Performance (DoP) available
ISO 9001:2015	Designed, manufactured and/or distributed under this quality management system

©2020 CommScope, Inc. All rights reserved. All trademarks identified by ® or ™ are registered trademarks, respectively, of CommScope. All specifications are subject to change without notice. See www.commscope.com for the most current information. Revised: October 22, 2020

884043104/10 | CS34ZB BLU C6 4/23 U/UTP RL 305M



CS34ZB Category 6 U/UTP Cable, low smoke zero halogen, blue jacket, 4 pair count, 305 m length Reel

Product Classification

Regional Availability	EMEA
Portfolio	NETCONNECT®
Product Type	Twisted pair cable

General Specifications

Product Number	CS34ZB
ANSI/TIA Category	6
Cable Component Type	Horizontal
Cable Type	U/UTP (unshielded)
Conductor Type, singles	Solid
Conductors, quantity	8
Jacket Color	Blue
Note	All electrical transmission tests include swept frequency measurements
Pairs, quantity	4
Separator Type	Tape separator
Transmission Standards	ANSI/TIA-568.2-D | CENELEC EN 50288-6-1 | ISO/IEC 11801 Class E

Dimensions

Cable Length	304.8 m | 1000 ft
Diameter Over Conductor	1.041 mm | 0.041 in
Diameter Over Jacket, nominal	5.918 mm | 0.233 in
Jacket Thickness	0.559 mm | 0.022 in
Conductor Gauge, singles	23 AWG

©2020 CommScope, Inc. All rights reserved. All trademarks identified by ® or ™ are registered trademarks, respectively, of CommScope. All specifications are subject to change without notice. See www.commscope.com for the most current information. Revised: October 22, 2020

884043104/10 | CS34ZB BLU C6 4/23 U/UTP RL 305M

Cross Section Drawing

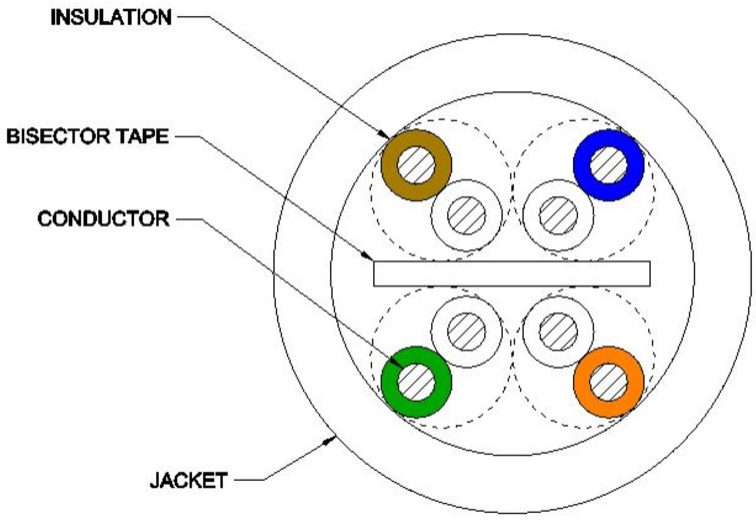

Electrical Specifications

Characteristic Impedance	100 ohm
dc Resistance Unbalance, maximum	5 %
dc Resistance, maximum	7.61 ohms/100 m | 2.32 ohms/100 ft
Delay Skew, maximum	45 ns
Dielectric Strength, minimum	1500 Vac | 2500 Vdc
Mutual Capacitance at Frequency	5.6 nF/100 m @ 1 kHz
Nominal Velocity of Propagation (NVP)	69 %
Operating Frequency, maximum	250 MHz
Operating Voltage, maximum	80 V
Remote Powering	Fully complies with the recommendations set forth by IEEE 802.3bt (Type 4) for the safe delivery of power over LAN cable when installed according to ISO/IEC 14763-2, CENELEC EN 50174-1, CENELEC EN 50174-2 or TIA TSB-184-A
Segregation Class	b

©2020 CommScope, Inc. All rights reserved. All trademarks identified by ® or ™ are registered trademarks, respectively, of CommScope. All specifications are subject to change without notice. See www.commscope.com for the most current information. Revised: October 22, 2020

Electrical Cable Performance

CS	CommScope
STD	Refers to the standard value listed under Transmission Standards in the Electrical Specifications above
TYP	Typical Electrical Performance
IL	Insertion Loss (dB/100m)
ACR	Attenuation to Crosstalk Ratio (dB/100m)
PSACR	Power Sum Attenuation to Crosstalk Ratio (dB/100m)
PSACRF	Power Sum Attenuation to Crosstalk Ratio - Far End (dB/100m)
TCL	Transverse Conversion Loss (dB/100m)
NEXT	Near End Crosstalk (dB/100m)
PSNEXT	Power Sum Near End Crosstalk (db/100m)
ACRF	Attenuation to Crosstalk Ratio - Far End (dB/100m)
RL	Return Loss (dB)
ELTCTL	Equal Level Transverse Conversion Transfer Loss (dB/100m)

Freq. MHz
1
4
8
10
16
20
25
31.25
62.5
100
155
200
250

Material Specifications

Conductor Material	Bare copper
Insulation Material	Polyolefin
Jacket Material	Low Smoke Zero Halogen (LSZH)
Separator Material	Polyolefin

Mechanical Specifications

Pulling Tension, maximum	11.34 kg | 25 lb

Environmental Specifications

Installation temperature	0 °C to +60 °C (+32 °F to +140 °F)
Operating Temperature	-20 °C to +60 °C (-4 °F to +140 °F)
Acid Gas Test Method	EN 50267-2-3
EN50575 CPR Cable EuroClass Fire Performance	B2ca

©2020 CommScope, Inc. All rights reserved. All trademarks identified by ® or ™ are registered trademarks, respectively, of CommScope. All specifications are subject to change without notice. See www.commscope.com for the most current information. Revised: October 22, 2020

EN50575 CPR Cable EuroClass Smoke Rating	s1a
EN50575 CPR Cable EuroClass Droplets Rating	d0
EN50575 CPR Cable EuroClass Acidity Rating	a1
Environmental Space	Low Smoke Zero Halogen (LSZH)
Smoke Test Method	IEC 61034-2

Packaging and Weights

Cable weight	38.097 kg/km | 25.6 lb/kft
Packaging Type	Reel

Regulatory Compliance/Certifications

Agency	Classification
CENELEC	EN 50575 compliant, Declaration of Performance (DoP) available
ISO 9001:2015	Designed, manufactured and/or distributed under this quality management system

©2020 CommScope, Inc. All rights reserved. All trademarks identified by ® or ™ are registered trademarks, respectively, of CommScope. All specifications are subject to change without notice. See www.commscope.com for the most current information. Revised: October 22, 2020