


E14F10P85



Twin Triplexer 380-960/1350-1880/1920-2690, DC bypass for all ports, 4.3-10 connectors

- New 4.3-10 connectors for improved PIM performance and size reduction
- Twin configuration
- dc/AISG pass-through on all frequency ports

Product Classification

Product Type Triplexer

General Specifications

Color Gray

Modularity 2-Twin

Mounting Pole | Wall

Mounting Pipe Hardware Band clamps (2)

RF Connector Interface 4.3-10 Female

Dimensions

Height 103.2 mm | 4.063 in

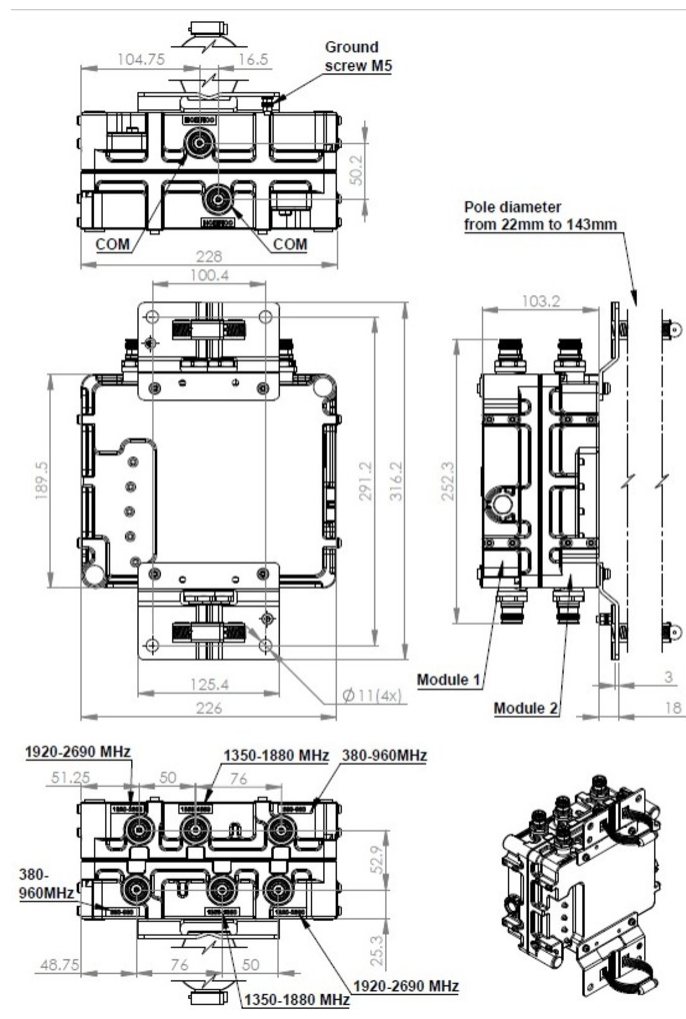
Width 226 mm | 8.898 in

Depth 189.5 mm | 7.461 in

Mounting Pipe Diameter Range 42.6–122 mm

Outline Drawing

E14F10P85



Electrical Specifications

Impedance 50 ohm

Electrical Specifications, dc Power/Alarm

dc/AISG Pass-through Path Branch 1 | Branch 2 | Branch 3

dc/AISG Pass-through, combiner Branch 1 | Branch 2 | Branch 3

dc/AISG Pass-through, demultiplexer Branch 1 | Branch 2 | Branch 3

Lightning Surge Current 10 kA

Lightning Surge Current Waveform 8/20 waveform

Electrical Specifications

Sub-module

1 | 2

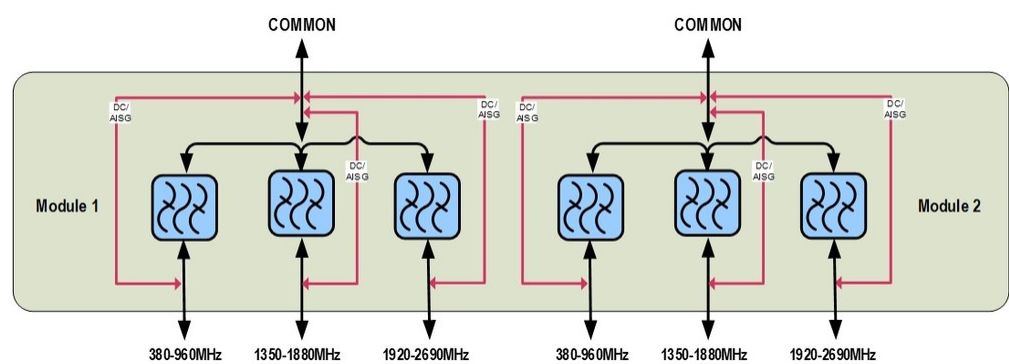
1 | 2

1 | 2

E14F10P85

Branch	1	2	3
Port Designation	380-960	1350-1880	1920-2690
Electrical Specifications, Band Pass			
Frequency Range, MHz	698–960	1350–1880	1920–2690
Insertion Loss, typical, dB	0.25	0.35	0.35
Return Loss, typical, dB	20	20	20
Isolation, typical, dB	52	52	52
Input Power, RMS, maximum, W	200	200	200
Input Power, PEP, maximum, W	2000	2000	2000
3rd Order PIM, typical, dBc	-162	-162	-162
3rd Order PIM Test Method	Two +43 dBm carriers	Two +43 dBm carriers	Two +43 dBm carriers

Block Diagram



Environmental Specifications

Operating Temperature	-40 °C to +65 °C (-40 °F to +149 °F)
Corrosion Test Method	IEC 60068-2-11, 30 days
Environmental Test Method	ETSI EN 300 019-1-4
Ingress Protection Test Method	IEC 60529:2001, IP67

Packaging and Weights

Included	Mounting hardware
Volume	4.45 L
Weight, net	6.5 kg 14.33 lb
Weight, without mounting hardware	6 kg 13.228 lb