


RRZZHHTT-65A-R7N43



16-port sector antenna, 4x 694–960, 4x 1427–2690, 4x 1695-2180 and 4x 2490-2690 MHz, 65° HPBW, 7x RET

- All Internal RET actuators are connected in "Cascaded SRET" configuration
- Supports re-configurable antenna sharing capability enabling control of the internal RET system using up to two separate RET compatible OEM radios
- Array configuration provides capability for 4T4R (4x MIMO) on Low band and High band
- Retractable tilt indicator rods
- Antenna shape optimized for wind load reduction

General Specifications

Antenna Type	Sector
Band	Multiband
Grounding Type	RF connector inner conductor and body grounded to reflector and mounting bracket
Performance Note	Outdoor usage
RF Connector Interface	4.3-10 Female
RF Connector Location	Bottom
RF Connector Quantity, high band	0
RF Connector Quantity, mid band	12
RF Connector Quantity, low band	4
RF Connector Quantity, total	16

Remote Electrical Tilt (RET) Information

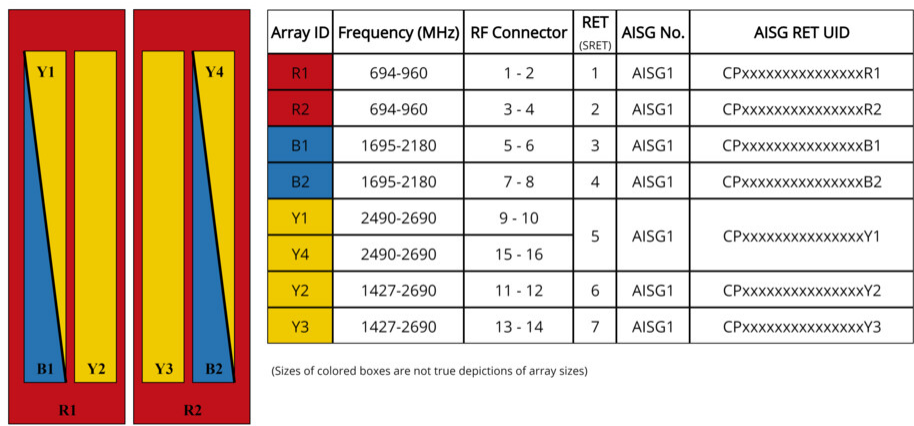
RET Hardware	CommRET v2
RET Interface	8-pin DIN Female 8-pin DIN Male
RET Interface, quantity	2 female 2 male
Input Voltage	10–30 Vdc
Internal RET	Low band (2) Mid band (5)
Power Consumption, active state, maximum	8 W
Power Consumption, idle state, maximum	1 W
Protocol	3GPP/AISG 2.0 (Single RET)

Dimensions


RRZZHHTT-65A-R7N43

Width	430 mm 16.929 in
Depth	197 mm 7.756 in
Length	1599 mm 62.953 in
Net Weight, antenna only	33.2 kg 73.193 lb

Array Layout



Port Configuration



Electrical Specifications

Impedance	50 ohm
-----------	--------

RRZZHHTT-65A-R7N43

Operating Frequency Band	1427 – 2690 MHz 1695 – 2180 MHz 2490 – 2690 MHz 694 – 960 MHz
Polarization	±45°
Total Input Power, maximum	1,200 W @ 50 °C

Electrical Specifications

	R1,R2	R1,R2	R1,R2	Y2,Y3	Y2,Y3	Y2,Y3	Y2,Y3	Y2,Y3	B1,B2	B1,B2	Y1,Y4
Frequency Band, MHz	698–806	790–894	890–960	1427–1518	1695–1995	1920–2300	2300–2500	2490–2690	1695–1995	1920–2180	2490–2690
RF Port	1,2,3,4	1,2,3,4	1,2,3,4	11,12,13,14	11,12,13,14	11,12,13,14	11,12,13,14	11,12,13,14	5,6,7,8	5,6,7,8	9,10,15,16
Beamwidth, Horizontal, degrees	59	56	58	71	68	63	59	56	71	65	61
Beamwidth, Vertical, degrees	13.4	12.1	11.2	7.8	6.2	5.6	5	4.7	6.1	5.6	4.7
Beam Tilt, degrees	2–16	2–16	2–16	2–12	2–12	2–12	2–12	2–12	2–12	2–12	2–12
USLS (First Lobe), dB	14	15	14	12	13	14	16	16	17	16	21
Front-to-Back Ratio at 180°, dB	25	24	25	31	33	33	32	32	31	31	29
Front-to-Back Total Power at 180° ± 30°, dB	18	19	21	23	26	26	27	27	24	24	22
CPR at Boresight, dB	21	19	22	17	19	18	20	18	18	17	17
CPR at Sector, dB	5	7	7	9	5	5	8	3	8	9	7
Isolation, Cross Polarization, dB	26	26	26	26	26	26	26	26	27	27	27
Isolation, Inter-band, dB	26	26	26	26	26	26	26	26	26	26	27
VSWR Return loss,	1.5 14.0	1.5 14.0	1.5 14.0	1.5 14.0	1.5 14.0	1.5 14.0	1.5 14.0	1.5 14.0	1.5 14.0	1.5 14.0	1.5 14.0



RRZZHHTT-65A-R7N43

dB											
PIM, 3rd Order, 2 x 20 W, dBc	-153	-153	-153	-153	-153	-153	-153	-153	-153	-153	-153
Input Power per Port at 50°C, maximum, watts	300	300	300	250	250	250	200	200	250	250	200

Mechanical Specifications

Wind Loading @ Velocity, frontal	376.0 N @ 150 km/h (84.5 lbf @ 150 km/h)
Wind Loading @ Velocity, lateral	203.0 N @ 150 km/h (45.6 lbf @ 150 km/h)
Wind Loading @ Velocity, maximum	594.0 N @ 150 km/h (133.5 lbf @ 150 km/h)
Wind Loading @ Velocity, rear	243.0 N @ 150 km/h (54.6 lbf @ 150 km/h)
Wind Speed, maximum	241 km/h (150 mph)

Packaging and Weights

Width, packed	530 mm 20.866 in
Depth, packed	349 mm 13.74 in
Length, packed	1771 mm 69.724 in
Weight, gross	43 kg 94.799 lb

Regulatory Compliance/Certifications

Agency	Classification
CHINA-ROHS	Below maximum concentration value
ISO 9001:2015	Designed, manufactured and/or distributed under this quality management system
REACH-SVHC	Compliant as per SVHC revision on www.commscope.com/ProductCompliance
ROHS	Compliant
UK-ROHS	Compliant



Included Products

BSAMNT-3	–	Wide Profile Antenna Downtilt Mounting Kit for 2.4 - 4.5 in (60 - 115 mm) OD round members. Kit contains one scissor top bracket set and one bottom bracket set.
----------	---	--

RRZZHHTT-65A-R7N43

* Footnotes

Performance Note Severe environmental conditions may degrade optimum performance

BSAMNT-3



Wide Profile Antenna Downtilt Mounting Kit for 2.4 - 4.5 in (60 - 115 mm) OD round members. Kit contains one scissor top bracket set and one bottom bracket set.

Product Classification

Product Type Downtilt mounting kit

General Specifications

Application Outdoor

Color Silver

Dimensions

Compatible Diameter, maximum 115 mm | 4.528 in

Compatible Diameter, minimum 60 mm | 2.362 in

Weight, net 6.2 kg | 13.669 lb

Material Specifications

Material Type Galvanized steel

Packaging and Weights

Included Brackets | Hardware

Packaging quantity 1

Weight, gross 6.4 kg | 14.11 lb

Regulatory Compliance/Certifications

Agency	Classification
CE	Compliant with the relevant CE product directives
CHINA-ROHS	Below maximum concentration value
ISO 9001:2015	Designed, manufactured and/or distributed under this quality management system
REACH-SVHC	Compliant as per SVHC revision on www.andrew.com/ProductCompliance
ROHS	Compliant
UK-ROHS	Compliant

