


FGKZZV4-65D-R9



18-port sector antenna, 2x 617-862 (R1), 2x 880-960 (R2), 2x 617-960 (R3), 4x 1427-2690 (Y3,Y4) & 8x 1695-2690 (Y1,Y2,Y5,Y6) MHz, 65° HPBW, 9x RET. All Internal RET actuators are connected in “Cascaded SRET” configuration

- All Internal RET actuators are connected in “Cascaded SRET” configuration
- Supports re-configurable antenna sharing capability enabling control of the internal RET system using up to two separate RET compatible OEM radios
- Supports L600 / Band71
- Utilize new aerodynamic endcaps for wind load optimization

General Specifications

Antenna Type	Sector
Band	Multiband
Color	Light Gray (RAL 7035)
Grounding Type	RF connector inner conductor and body grounded to reflector and mounting bracket
Performance Note	Outdoor usage
Radome Material	Fiberglass, UV resistant
Reflector Material	Aluminum
RF Connector Interface	4.3-10 Female
RF Connector Location	Bottom
RF Connector Quantity, high band	12
RF Connector Quantity, low band	6
RF Connector Quantity, total	18

Remote Electrical Tilt (RET) Information

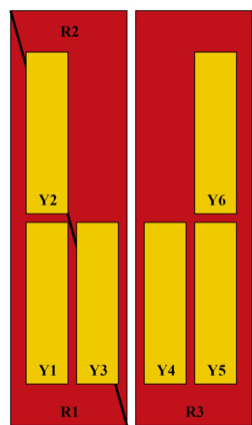
RET Hardware	CommRET v2
RET Interface	8-pin DIN Female 8-pin DIN Male
RET Interface, quantity	2 female 2 male
Internal RET	High band (6) Low band (3)
Power Consumption, active state, maximum	8 W
Power Consumption, idle state, maximum	1 W
Protocol	3GPP/AISG 2.0 (Single RET)

FGKZZV4-65D-R9

Dimensions

Width	498 mm 19.606 in
Depth	197 mm 7.756 in
Length	2688 mm 105.827 in
Net Weight, antenna only	65.2 kg 143.741 lb


Array Layout



Array ID	Frequency (MHz)	RF Connector	RET (SRET)	AISG No.	AISG RET UID
R1	617-862	1 - 2	1	AISG1	CPxxxxxxxxxxxxR1
R2	880-960	3 - 4	2	AISG1	CPxxxxxxxxxxxxR2
R3	617-960	5 - 6	3	AISG1	CPxxxxxxxxxxxxR3
Y1	1695-2690	7 - 8	4	AISG1	CPxxxxxxxxxxxxY1
Y2	1695-2690	9 - 10	5	AISG1	CPxxxxxxxxxxxxY2
Y3	1427-2690	11 - 12	6	AISG1	CPxxxxxxxxxxxxY3
Y4	1427-2690	13 - 14	7	AISG1	CPxxxxxxxxxxxxY4
Y5	1695-2690	15 - 16	8	AISG1	CPxxxxxxxxxxxxY5
Y6	1695-2690	17 - 18	9	AISG1	CPxxxxxxxxxxxxY6

(Sizes of colored boxes are not true depictions of array sizes)

Port Configuration



Electrical Specifications

Impedance	50 ohm
Operating Frequency Band	1427 – 1518 MHz 1695 – 2690 MHz 617 – 862 MHz 617 – 960 MHz 880 – 960 MHz

FGKZZV4-65D-R9

Polarization	±45°
Total Input Power, maximum	1,200 W @ 50 °C

Electrical Specifications

Frequency Band, MHz	617–862	880–960	617–960	1427–1518	1695–1920	1920–2200	2300–2690
Gain, dBi	15.5	15.6	16.1	15.6	17.1	18	18.1
Beamwidth, Horizontal, degrees	65	61	64	71	62	54	59
Beamwidth, Vertical, degrees	8.5	7.1	8.1	6.9	6.6	5.8	4.9
Beam Tilt, degrees	2–12	2–12	2–12	2–12	2–12	2–12	2–12
USLS (First Lobe), dB	16	16	16	15	15	15	15
Front-to-Back Ratio at 180°, dB	31	27	29	28	34	31	32
Isolation, Cross Polarization, dB	26	26	25	25	25	25	25
Isolation, Inter-band, dB	26	26	25	25	25	25	25
VSWR Return loss, dB	1.5 14.0	1.5 14.0	1.5 14.0	1.5 14.0	1.5 14.0	1.5 14.0	1.5 14.0
PIM, 3rd Order, 2 x 20 W, dBc	-150	-150	-150	-150	-150	-150	-150
Input Power per Port at 50°C, maximum, watts	200	200	300	250	250	250	200

Electrical Specifications, BASTA

Frequency Band, MHz	617–862	880–960	617–960	1427–1518	1695–1920	1920–2200	2300–2690
Gain by all Beam Tilts, average, dBi	15.1	15.3	15.6	15.1	16.4	17.3	17.3
Gain by all Beam Tilts Tolerance, dB	±0.6	±0.5	±0.7	±0.7	±1	±1	±0.8
Front-to-Back Total Power at 180° ± 30°, dB	21	21	21	22	26	26	25
CPR at Boresight, dB	19	21	21	15	21	20	19
CPR at Sector, dB	11	7	9	5	5	5	4

Mechanical Specifications

Wind Loading @ Velocity, frontal	944.0 N @ 150 km/h (212.2 lbf @ 150 km/h)
Wind Loading @ Velocity, lateral	292.0 N @ 150 km/h (65.6 lbf @ 150 km/h)
Wind Loading @ Velocity, maximum	1,130.0 N @ 150 km/h (254.0 lbf @ 150 km/h)
Wind Speed, maximum	241 km/h (150 mph)

FGKZZV4-65D-R9

Packaging and Weights

Width, packed	565 mm 22.244 in
Depth, packed	309 mm 12.165 in
Length, packed	2935 mm 115.551 in
Weight, gross	86.1 kg 189.818 lb

Regulatory Compliance/Certifications

Agency	Classification
CHINA-ROHS	Above maximum concentration value
ISO 9001:2015	Designed, manufactured and/or distributed under this quality management system
ROHS	Compliant/Exempted
UK-ROHS	Compliant/Exempted



Included Products

BSAMNT-4	– Wide Profile Antenna Downtilt Mounting Kit for 2.4 - 4.5 in (60 - 115 mm) OD round members. Kit contains one scissor top bracket set and one bottom bracket set.
BSAMNT-M4	– Middle Downtilt Mounting Kit for Long Antennas for 2.4 - 4.5 in (60 - 115 mm) OD round members. Kit contains one scissor bracket set.

* Footnotes

Performance Note	Severe environmental conditions may degrade optimum performance
------------------	---

BSAMNT-4



Wide Profile Antenna Downtilt Mounting Kit for 2.4 - 4.5 in (60 - 115 mm) OD round members. Kit contains one scissor top bracket set and one bottom bracket set.

Product Classification

Product Type Downtilt mounting kit

General Specifications

Application Outdoor

Color Silver

Dimensions

Compatible Diameter, maximum 115 mm | 4.528 in

Compatible Diameter, minimum 60 mm | 2.362 in

Weight, net 6.5 kg | 14.33 lb

Material Specifications

Material Type Galvanized steel

Packaging and Weights

Included Brackets | Hardware

Packaging quantity 1

Regulatory Compliance/Certifications

Agency	Classification
CHINA-ROHS	Below maximum concentration value
ISO 9001:2015	Designed, manufactured and/or distributed under this quality management system
REACH-SVHC	Compliant as per SVHC revision on www.commscope.com/ProductCompliance
ROHS	Compliant
UK-ROHS	Compliant



BSAMNT-M4



Middle Downtilt Mounting Kit for Long Antennas for 2.4 - 4.5 in (60 - 115 mm) OD round members. Kit contains one scissor bracket set.

Product Classification

Product Type Downtilt mounting kit

General Specifications

Application Outdoor

Color Silver

Dimensions

Compatible Diameter, maximum 115 mm | 4.528 in

Compatible Diameter, minimum 60 mm | 2.362 in

Weight, net 4.6 kg | 10.141 lb

Material Specifications

Material Type Galvanized steel

Packaging and Weights

Included Brackets | Hardware

Packaging quantity 1

Regulatory Compliance/Certifications

Agency	Classification
CHINA-ROHS	Below maximum concentration value
ISO 9001:2015	Designed, manufactured and/or distributed under this quality management system
REACH-SVHC	Compliant as per SVHC revision on www.commscope.com/ProductCompliance
ROHS	Compliant
UK-ROHS	Compliant

