


# VHLP2-80/B

---



0.6m | 2 ft ValuLine® High Performance Antenna, single polarized,  
71.000 – 86.000 GHz

## Product Classification

<b>Product Type</b>	Microwave antenna
<b>Product Brand</b>	ValuLine®

## General Specifications

<b>Antenna Type</b>	VHLP - ValuLine® High Performance Low Profile Antenna, single-polarized
<b>Polarization</b>	Single
<b>Side Struts, Included</b>	0
<b>Side Struts, Optional</b>	0

## Dimensions

<b>Diameter, nominal</b>	0.6 m   2 ft
--------------------------	--------------

## Electrical Specifications

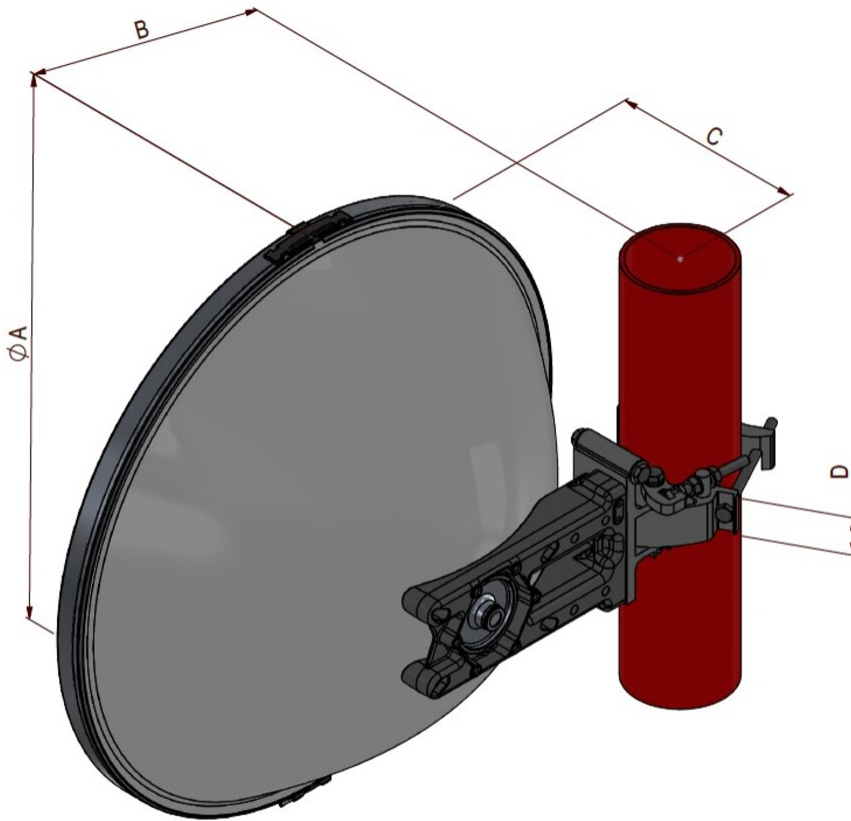
<b>Operating Frequency Band</b>	71.000 – 86.000 GHz
<b>Gain, Low Band</b>	50 dBi
<b>Gain, Mid Band</b>	50.8 dBi
<b>Gain, Top Band</b>	51.5 dBi
<b>Boresite Cross Polarization Discrimination (XPD)</b>	30 dB
<b>Front-to-Back Ratio</b>	70 dB
<b>Beamwidth, Horizontal</b>	0.5 °
<b>Beamwidth, Vertical</b>	0.5 °
<b>Return Loss</b>	14 dB
<b>VSWR</b>	1.5
<b>Radiation Pattern Envelope Reference (RPE)</b>	7288B
<b>Electrical Compliance</b>	Brazil Anatel Class 3   Canada SRSP 371.0 Part A   ETSI 302 217 Class 3   US FCC Part 101.115

# VHLP2-80/B

## Mechanical Specifications

<b>Compatible Mounting Pipe Diameter</b>	48 mm–120 mm   1.9 in–4.7 in
<b>Fine Azimuth Adjustment Range</b>	±15°
<b>Fine Elevation Adjustment Range</b>	±15°
<b>Wind Speed, operational</b>	180 km/h   111.847 mph
<b>Wind Speed, survival</b>	252 km/h   156.585 mph

## Antenna Dimensions and Mounting Information



Dimensions in Inches (mm)				
Antenna Size, ft (m)	A	B	C	D
2 (0.6)	25.9 (660)	12.2 (310)	8.9 (228)	1.8 (45)

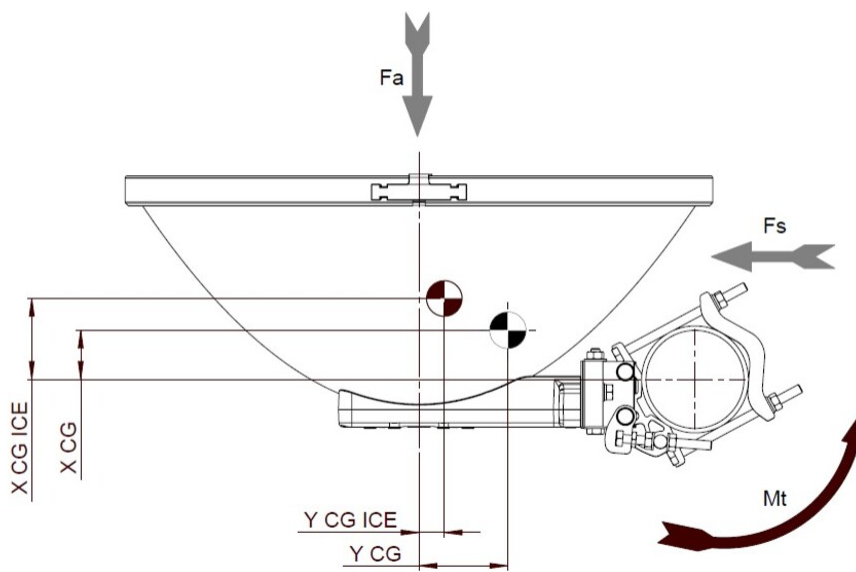
## Wind Forces at Wind Velocity Survival Rating

<b>Axial Force (FA)</b>	1400 N   314.733 lbf
-------------------------	----------------------

# VHLP2-80/B

<b>Angle <math>\alpha</math> for MT Max</b>	-50 °
<b>Side Force (FS)</b>	-350 N   -78.683 lbf
<b>Twisting Moment (MT)</b>	500 N-m   4,425.373 in lb
<b>Zcg without Ice</b>	55 mm   2.165 in
<b>Zcg with 1 in (25 mm) Radial Ice</b>	91 mm   3.583 in
<b>Weight with 1 in (25 mm) Radial Ice</b>	20 kg   44.092 lb

## Wind Forces at Wind Velocity Survival Rating Image



## Packaging and Weights

**Weight, net** 5.75 kg | 12.677 lb

## Regulatory Compliance/Certifications

Agency	Classification
ISO 9001:2015	Designed, manufactured and/or distributed under this quality management system



## \* Footnotes

**Operating Frequency Band** Bands correspond with CCIR recommendations or common allocations

# VHLP2-80/B

---

used throughout the world. Other ranges can be accommodated on special order.

## **Gain, Mid Band**

For a given frequency band, gain is primarily a function of antenna size. The gain of Andrew antennas is determined by either gain by comparison or by computer integration of the measured antenna patterns.

## **Boresite Cross Polarization Discrimination (XPD)**

The difference between the peak of the co-polarized main beam and the maximum cross-polarized signal over an angle twice the 3 dB beamwidth of the co-polarized main beam.

## **Front-to-Back Ratio**

Denotes highest radiation relative to the main beam, at  $180^\circ \pm 40^\circ$ , across the band. Production antennas do not exceed rated values by more than 2 dB unless stated otherwise.

## **Return Loss**

The figure that indicates the proportion of radio waves incident upon the antenna that are rejected as a ratio of those that are accepted.

## **VSWR**

Maximum; is the guaranteed Peak Voltage-Standing-Wave-Ratio within the operating band.

## **Radiation Pattern Envelope Reference (RPE)**

Radiation patterns define an antenna's ability to discriminate against unwanted signals. Under still dry conditions, production antennas will not have any peak exceeding the current RPE by more than 3dB, maintaining an angular accuracy of  $\pm 1^\circ$  throughout

## **Wind Speed, operational**

For VHLP(X), SHP(X), HX and USX antennas, the wind speed where the maximum antenna deflection is 0.3 x the 3 dB beam width of the antenna. For other antennas, it is defined as a deflection is equal to or less than 0.1 degrees.

## **Wind Speed, survival**

The maximum wind speed the antenna, including mounts and radomes, where applicable, will withstand without permanent deformation. Realignment may be required. This wind speed is applicable to antenna with the specified amount of radial ice.

## **Axial Force (FA)**

Maximum forces exerted on a supporting structure as a result of wind from the most critical direction for this parameter. The individual maximums specified may not occur simultaneously. All forces are referenced to the mounting pipe.

## **Side Force (FS)**

Maximum side force exerted on the mounting pipe as a result of wind from the most critical direction for this parameter. The individual maximums specified may not occur simultaneously. All forces are referenced to the mounting pipe.

## **Twisting Moment (MT)**

Maximum forces exerted on a supporting structure as a result of wind from the most critical direction for this parameter. The individual maximums specified may not occur simultaneously. All forces are referenced to the mounting pipe.