


RZZ-65B-R3



6-port sector antenna, 2x 694-960, 4x 1427-2690 MHz, 65° HPBW, 3x RET

- All Internal RET actuators are connected in “Cascaded SRET” configuration
- Uses the 4.3-10 connector which is 40 percent smaller than the 7-16 DIN connector
- Retractable tilt indicator rods
- Antenna shape optimized for wind load reduction

General Specifications

Antenna Type	Sector
Band	Multiband
Color	Light Gray (RAL 7035)
Grounding Type	RF connector inner conductor and body grounded to reflector and mounting bracket
Performance Note	Outdoor usage
Radome Material	Fiberglass, UV resistant
Reflector Material	Aluminum
RF Connector Interface	4.3-10 Female
RF Connector Location	Bottom
RF Connector Quantity, mid band	4
RF Connector Quantity, low band	2
RF Connector Quantity, total	6

Remote Electrical Tilt (RET) Information


RET Hardware	CommRET v2
RET Interface	8-pin DIN Female 8-pin DIN Male
RET Interface, quantity	1 female 1 male
Input Voltage	10–30 Vdc
Internal RET	Low band (1) Mid band (2)
Power Consumption, active state, maximum	10 W
Power Consumption, idle state, maximum	2 W
Protocol	3GPP/AISG 2.0 (Single RET)

Dimensions

RZZ-65B-R3

Width	350 mm 13.78 in
Depth	208 mm 8.189 in
Length	1828 mm 71.969 in
Net Weight, antenna only	23.7 kg 52.249 lb


Array Layout



Array ID	Frequency (MHz)	RF Connector	RET (SRET)	AISG No.	AISG RET UID
R1	694-960	1 - 2	1	AISG1	CPxxxxxxxxxxxxxxxxR1
Y1	1427-2690	3 - 4	2	AISG1	CPxxxxxxxxxxxxxxxxY1
Y2	1427-2690	5 - 6	3	AISG1	CPxxxxxxxxxxxxxxxxY2

(Sizes of colored boxes are not true depictions of array sizes)

Port Configuration



RZZ-65B-R3

Electrical Specifications

Impedance	50 ohm
Operating Frequency Band	1427 – 2690 MHz 694 – 960 MHz
Polarization	±45°
Total Input Power, maximum	800 W @ 50 °C

Electrical Specifications

	R1	R1	R1	Y1,Y2	Y1,Y2	Y1,Y2	Y1,Y2	Y1,Y2
Frequency Band, MHz	694–790	790–890	890–960	1427–1518	1695–1920	1920–2180	2300–2500	2500–2690
RF Port	1,2	1,2	1,2	3,4,5,6	3,4,5,6	3,4,5,6	3,4,5,6	3,4,5,6
Gain, dBi	15.4	15.8	15.7	16.7	18.1	18.6	18.8	18.8
Beamwidth, Horizontal, degrees	68	66	66	71	60	60	64	58
Beamwidth, Vertical, degrees	11.9	10.6	9.8	7.1	5.9	5.3	4.6	4.3
Beam Tilt, degrees	2–14	2–14	2–14	2–12	2–12	2–12	2–12	2–12
USLS (First Lobe), dB	17	19	18	18	18	16	17	17
Front-to-Back Ratio at 180°, dB	30	31	33	33	38	36	35	33
Isolation, Cross Polarization, dB	28	28	28	28	28	28	28	28
Isolation, Inter-band, dB	30	30	30	26	30	30	30	30
VSWR Return loss, dB	1.5 14.0	1.5 14.0	1.5 14.0	1.5 14.0	1.5 14.0	1.5 14.0	1.5 14.0	1.5 14.0
PIM, 3rd Order, 2 x 20 W, dBc	-153	-153	-153	-153	-153	-153	-153	-153
Input Power per Port at 50°C, maximum, watts	300	300	300	250	250	250	200	200

Mechanical Specifications

Wind Loading @ Velocity, frontal	301.0 N @ 150 km/h (67.7 lbf @ 150 km/h)
Wind Loading @ Velocity, lateral	290.0 N @ 150 km/h (65.2 lbf @ 150 km/h)
Wind Loading @ Velocity, maximum	678.0 N @ 150 km/h (152.4 lbf @ 150 km/h)
Wind Loading @ Velocity, rear	318.0 N @ 150 km/h (71.5 lbf @ 150 km/h)
Wind Speed, maximum	241 km/h (150 mph)

Packaging and Weights

Width, packed	456 mm 17.953 in
----------------------	--------------------

RZZ-65B-R3

Depth, packed	357 mm 14.055 in
Length, packed	1975 mm 77.756 in
Weight, gross	37.2 kg 82.012 lb

Regulatory Compliance/Certifications

Agency	Classification
ISO 9001:2015	Designed, manufactured and/or distributed under this quality management system

Included Products

BSAMNT-3	-	Wide Profile Antenna Downtilt Mounting Kit for 2.4 - 4.5 in (60 - 115 mm) OD round members. Kit contains one scissor top bracket set and one bottom bracket set.
----------	---	------------------------------------------------------------------------------------------------------------------------------------------------------------------

* Footnotes

Performance Note	Severe environmental conditions may degrade optimum performance
-------------------------	-----------------------------------------------------------------

BSAMNT-3



Wide Profile Antenna Downtilt Mounting Kit for 2.4 - 4.5 in (60 - 115 mm) OD round members. Kit contains one scissor top bracket set and one bottom bracket set.

Product Classification

Product Type Downtilt mounting kit

General Specifications

Application Outdoor

Color Silver

Dimensions

Compatible Diameter, maximum 115 mm | 4.528 in

Compatible Diameter, minimum 60 mm | 2.362 in

Weight, net 6.2 kg | 13.669 lb

Material Specifications

Material Type Galvanized steel

Packaging and Weights

Included Brackets | Hardware

Packaging quantity 1

Weight, gross 6.4 kg | 14.11 lb

Regulatory Compliance/Certifications

Agency	Classification
CE	Compliant with the relevant CE product directives
CHINA-ROHS	Below maximum concentration value
ISO 9001:2015	Designed, manufactured and/or distributed under this quality management system
REACH-SVHC	Compliant as per SVHC revision on www.commscope.com/ProductCompliance
ROHS	Compliant
UK-ROHS	Compliant

BSAMNT-3

