


# RZZ-65B-R3



6-port sector antenna, 2x 694-960, 4x 1427-2690 MHz, 65° HPBW, 3x RET

- All Internal RET actuators are connected in “Cascaded SRET” configuration
- Uses the 4.3-10 connector which is 40 percent smaller than the 7-16 DIN connector
- Retractable tilt indicator rods
- Antenna shape optimized for wind load reduction

## General Specifications

<b>Antenna Type</b>	Sector
<b>Band</b>	Multiband
<b>Color</b>	Light Gray (RAL 7035)
<b>Grounding Type</b>	RF connector inner conductor and body grounded to reflector and mounting bracket
<b>Performance Note</b>	Outdoor usage
<b>Radome Material</b>	Fiberglass, UV resistant
<b>Reflector Material</b>	Aluminum
<b>RF Connector Interface</b>	4.3-10 Female
<b>RF Connector Location</b>	Bottom
<b>RF Connector Quantity, mid band</b>	4
<b>RF Connector Quantity, low band</b>	2
<b>RF Connector Quantity, total</b>	6

## Remote Electrical Tilt (RET) Information


<b>RET Hardware</b>	CommRET v2
<b>RET Interface</b>	8-pin DIN Female   8-pin DIN Male
<b>RET Interface, quantity</b>	1 female   1 male
<b>Input Voltage</b>	10–30 Vdc
<b>Internal RET</b>	Low band (1)   Mid band (2)
<b>Power Consumption, active state, maximum</b>	10 W
<b>Power Consumption, idle state, maximum</b>	2 W
<b>Protocol</b>	3GPP/AISG 2.0 (Single RET)

## Dimensions

# RZZ-65B-R3

<b>Width</b>	350 mm   13.78 in
<b>Depth</b>	208 mm   8.189 in
<b>Length</b>	1828 mm   71.969 in
<b>Net Weight, antenna only</b>	23.7 kg   52.249 lb


## Array Layout



Array ID	Frequency (MHz)	RF Connector	RET (SRET)	AISG No.	AISG RET UID
R1	694-960	1 - 2	1	AISG1	CPxxxxxxxxxxxxxxxxR1
Y1	1427-2690	3 - 4	2	AISG1	CPxxxxxxxxxxxxxxxxY1
Y2	1427-2690	5 - 6	3	AISG1	CPxxxxxxxxxxxxxxxxY2

(Sizes of colored boxes are not true depictions of array sizes)

## Port Configuration



# RZZ-65B-R3

## Electrical Specifications

<b>Impedance</b>	50 ohm
<b>Operating Frequency Band</b>	1427 – 2690 MHz   694 – 960 MHz
<b>Polarization</b>	±45°
<b>Total Input Power, maximum</b>	800 W @ 50 °C

## Electrical Specifications

	<b>R1</b>	<b>R1</b>	<b>R1</b>	<b>Y1,Y2</b>	<b>Y1,Y2</b>	<b>Y1,Y2</b>	<b>Y1,Y2</b>	<b>Y1,Y2</b>
<b>Frequency Band, MHz</b>	<b>694–790</b>	<b>790–890</b>	<b>890–960</b>	<b>1427–1518</b>	<b>1695–1920</b>	<b>1920–2180</b>	<b>2300–2500</b>	<b>2500–2690</b>
<b>RF Port</b>	1,2	1,2	1,2	3,4,5,6	3,4,5,6	3,4,5,6	3,4,5,6	3,4,5,6
<b>Gain, dBi</b>	15.4	15.8	15.7	16.7	18.1	18.6	18.8	18.8
<b>Beamwidth, Horizontal, degrees</b>	68	66	66	71	60	60	64	58
<b>Beamwidth, Vertical, degrees</b>	11.9	10.6	9.8	7.1	5.9	5.3	4.6	4.3
<b>Beam Tilt, degrees</b>	2–14	2–14	2–14	2–12	2–12	2–12	2–12	2–12
<b>USLS (First Lobe), dB</b>	17	19	18	18	18	16	17	17
<b>Front-to-Back Ratio at 180°, dB</b>	30	31	33	33	38	36	35	33
<b>Isolation, Cross Polarization, dB</b>	28	28	28	28	28	28	28	28
<b>Isolation, Inter-band, dB</b>	30	30	30	26	30	30	30	30
<b>VSWR   Return loss, dB</b>	1.5 14.0	1.5 14.0	1.5 14.0	1.5 14.0	1.5 14.0	1.5 14.0	1.5 14.0	1.5 14.0
<b>PIM, 3rd Order, 2 x 20 W, dBc</b>	-153	-153	-153	-153	-153	-153	-153	-153
<b>Input Power per Port at 50°C, maximum, watts</b>	300	300	300	250	250	250	200	200

## Mechanical Specifications

<b>Wind Loading @ Velocity, frontal</b>	301.0 N @ 150 km/h (67.7 lbf @ 150 km/h)
<b>Wind Loading @ Velocity, lateral</b>	290.0 N @ 150 km/h (65.2 lbf @ 150 km/h)
<b>Wind Loading @ Velocity, maximum</b>	678.0 N @ 150 km/h (152.4 lbf @ 150 km/h)
<b>Wind Loading @ Velocity, rear</b>	318.0 N @ 150 km/h (71.5 lbf @ 150 km/h)
<b>Wind Speed, maximum</b>	241 km/h (150 mph)

## Packaging and Weights

<b>Width, packed</b>	456 mm   17.953 in
----------------------	--------------------

# RZZ-65B-R3

---

<b>Depth, packed</b>	357 mm   14.055 in
<b>Length, packed</b>	1975 mm   77.756 in
<b>Weight, gross</b>	37.2 kg   82.012 lb

## Regulatory Compliance/Certifications

<b>Agency</b>	<b>Classification</b>
ISO 9001:2015	Designed, manufactured and/or distributed under this quality management system

## Included Products

BSAMNT-3	-	Wide Profile Antenna Downtilt Mounting Kit for 2.4 - 4.5 in (60 - 115 mm) OD round members. Kit contains one scissor top bracket set and one bottom bracket set.
----------	---	--

## \* Footnotes

<b>Performance Note</b>	Severe environmental conditions may degrade optimum performance
-------------------------	---