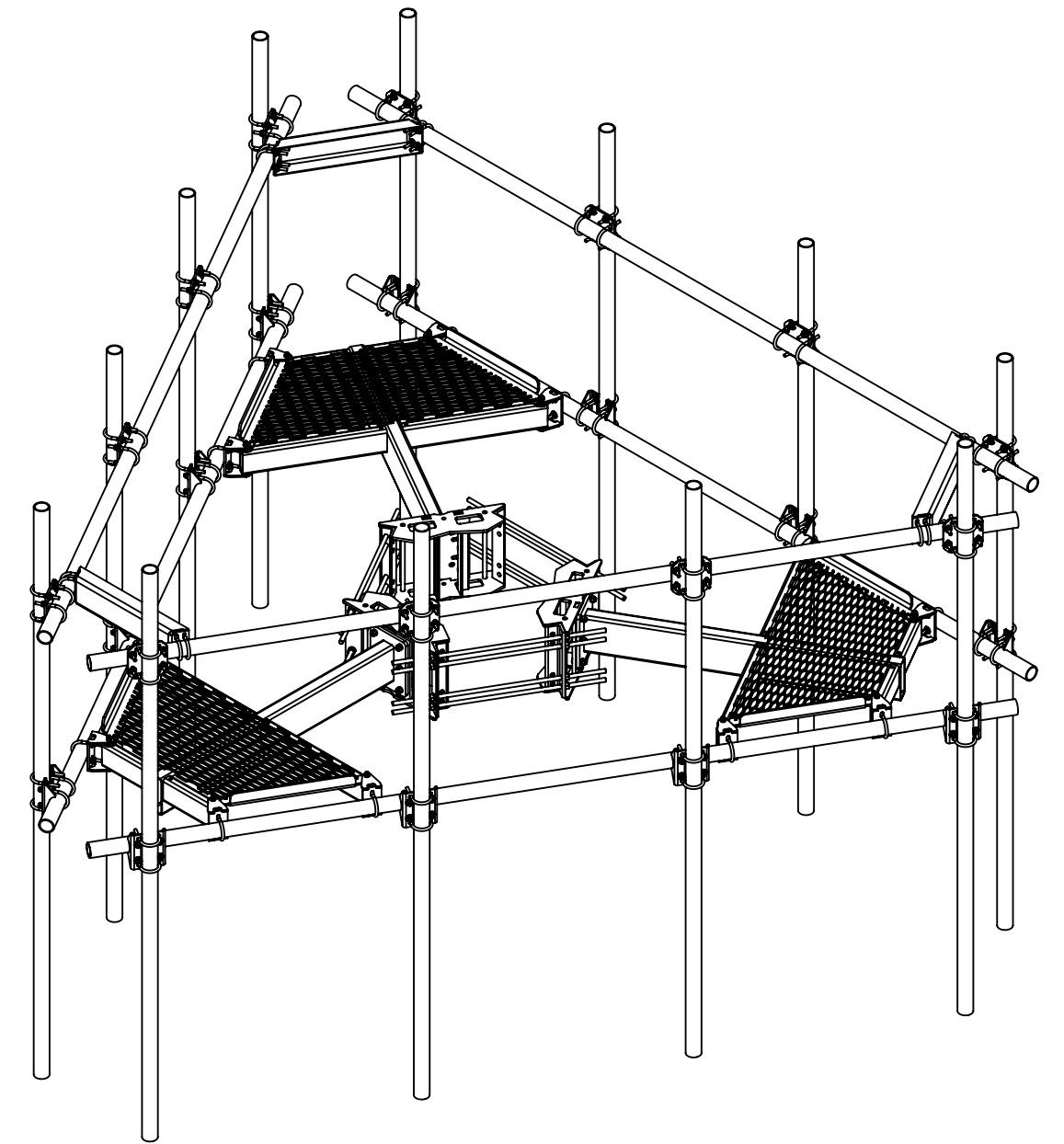
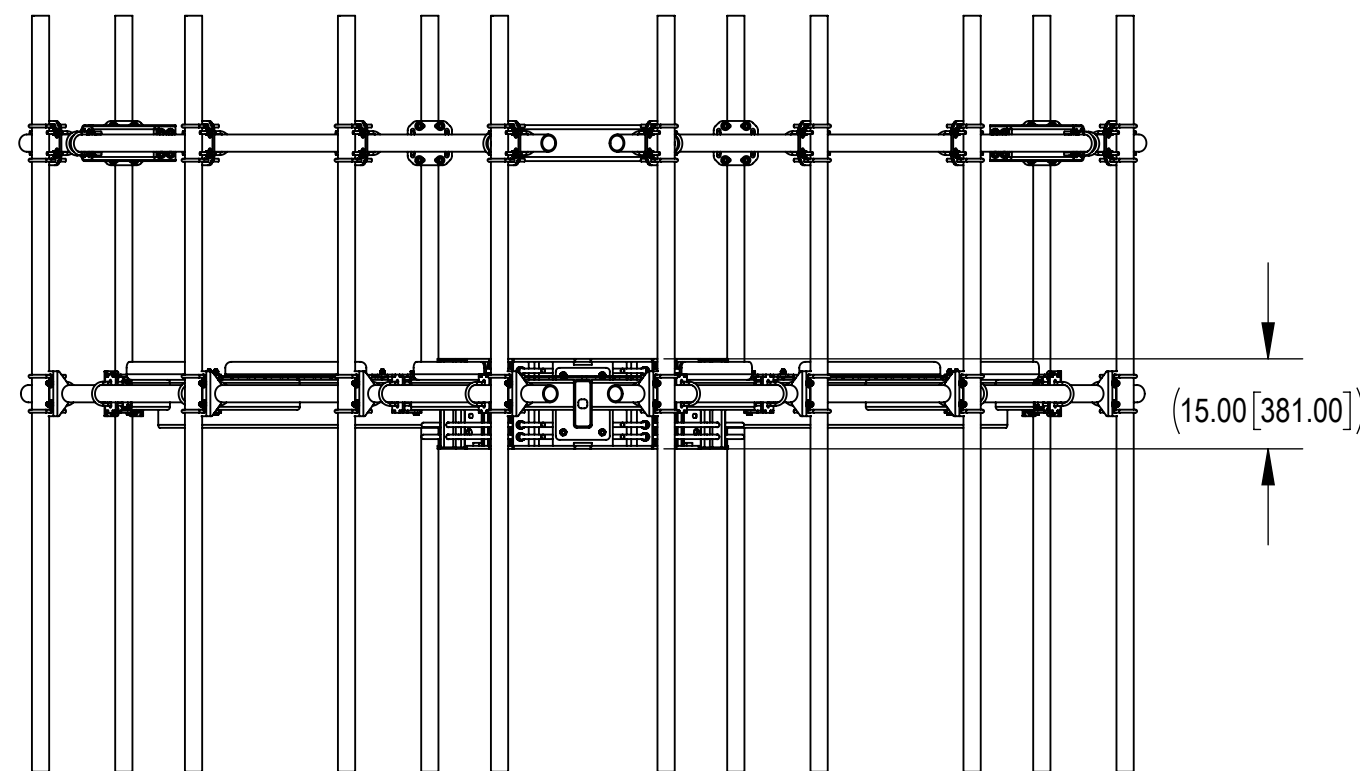
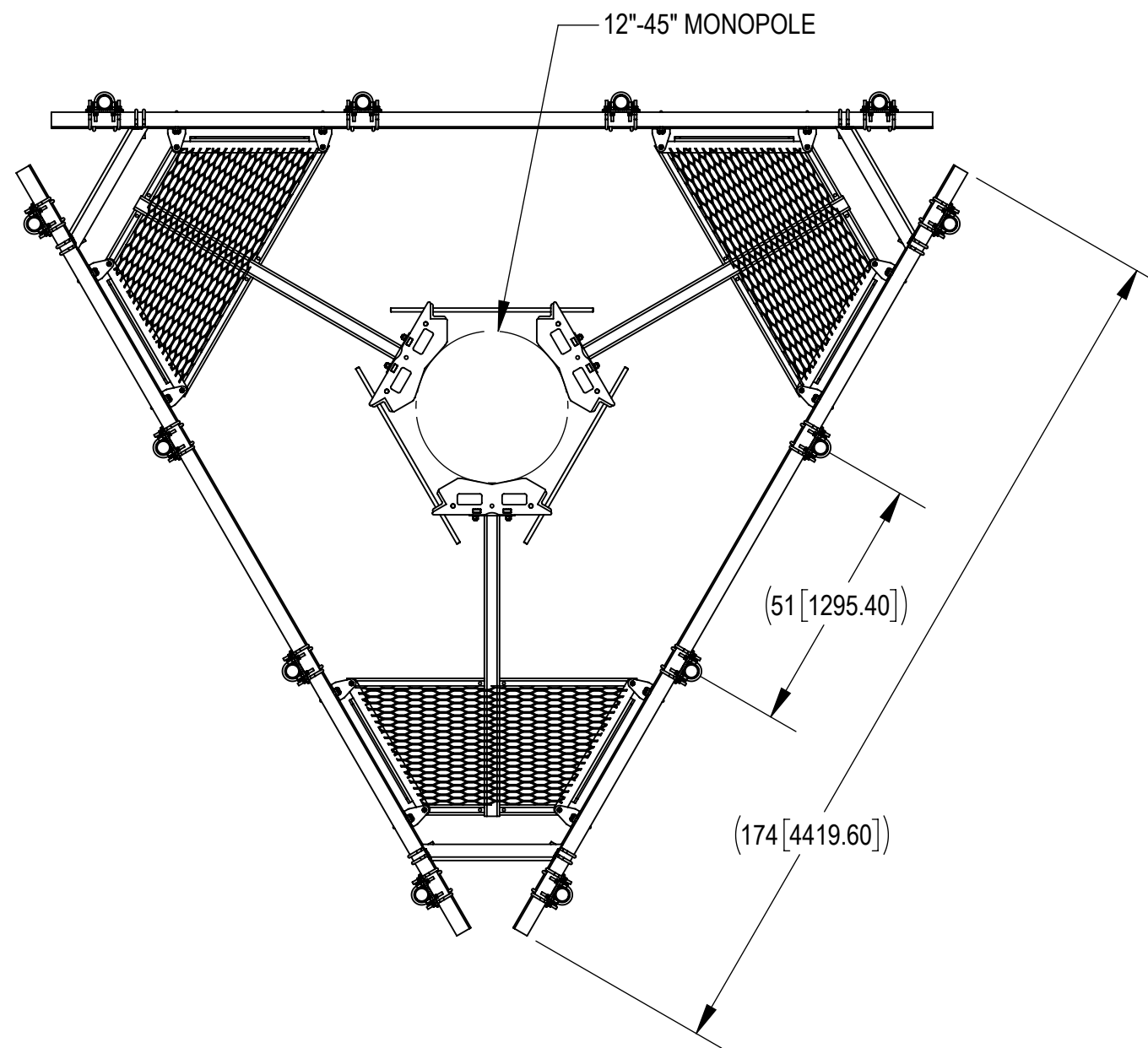


NOTES:

- 1.0 GENERAL
 - 1.1 ALL METRIC DIMENSIONS ARE IN BRACKETS
 - 1.2 FOR PATENTS, SEE WWW.CS-PAT.COM
- 2.0 DESIGN NOTES
 - 2.1 USE DRAWING MC-RMHD-1245-3 TO ASSEMBLE RING MOUNT
- 3.0 MANUFACTURING/SPECIAL REQUIREMENTS
- 4.0 TEST
- 5.0 PACKAGING

REVISIONS			
REV.	DESCRIPTION	DATE	APPROVED
A	INITIAL RELEASE	ES1081 12/17/20	8000044190
B	MOVE ALL ANTENNA PIPES DOWN, CENTER VERTICALLY ON LOWER ANTENNA PIPE	YH1102 5/17/2022	40144917CMO



MC-PM14M-12C-126 SHOWN FOR REFERENCE

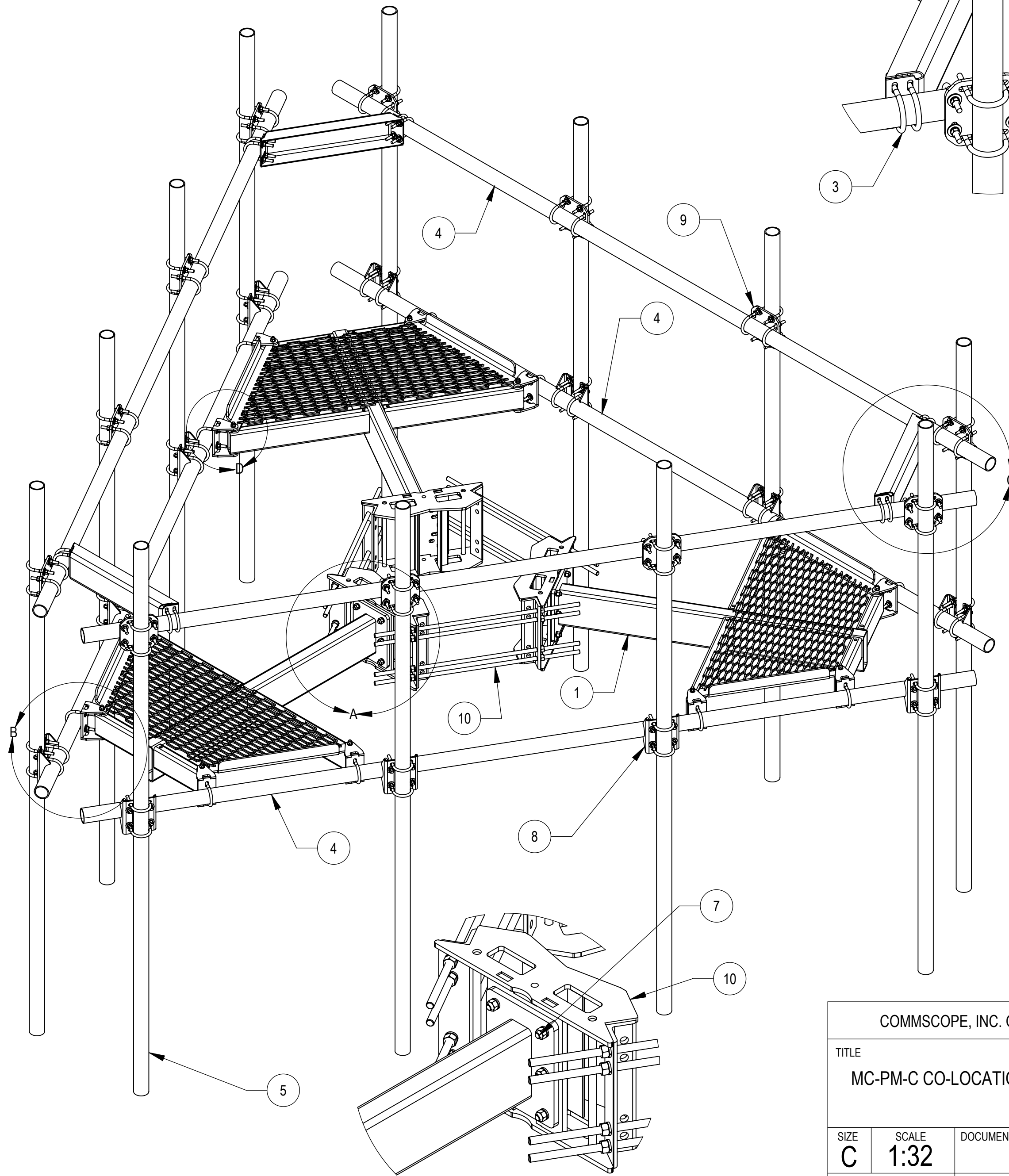
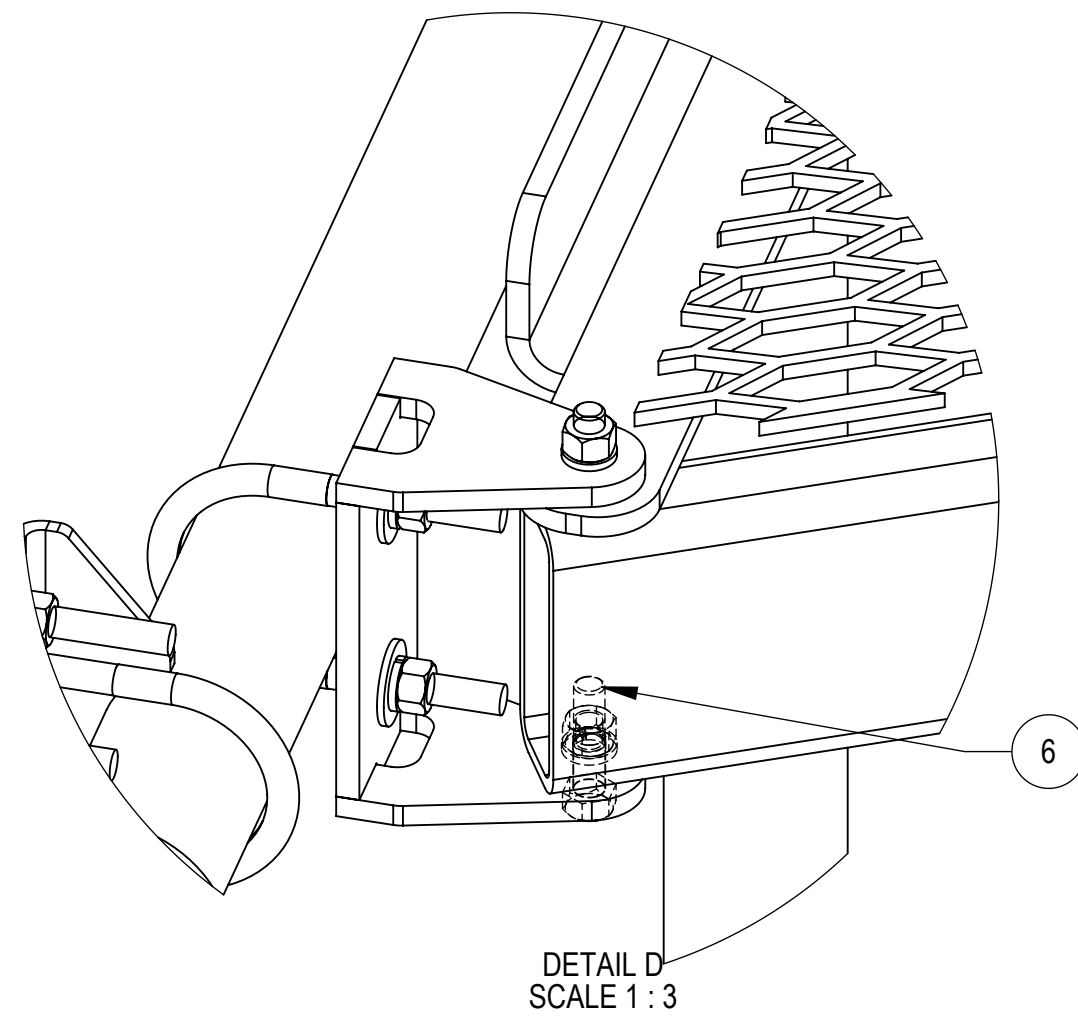
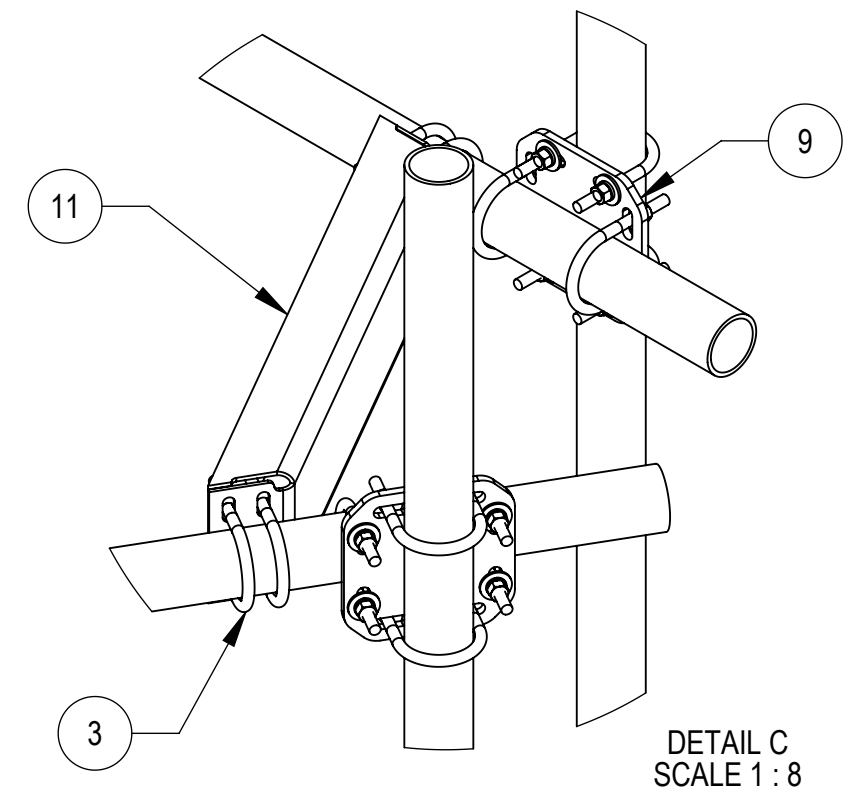
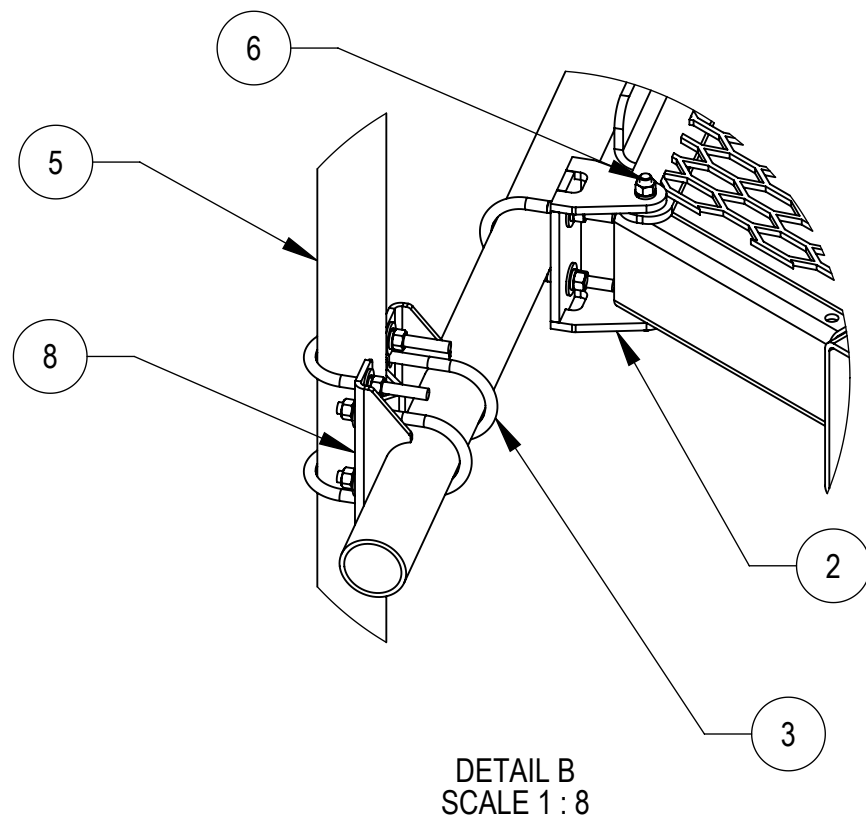
PART #	DESCRIPTION	HARDWARE KIT	PIPE BUNDLE	STEEL BUNDLE
MC-PM10M-BC	ATLAS MONOPOLE PLATFORM, 10' FACE PIPE, w/ 2.88" TOP RAIL, NO ANT PIPE	MCPMC-HK10	PB0610K	MCPM-SB40
MC-PM10M-12C-96	ATLAS MONOPOLE PLATFORM, 10' FACE PIPE, w/ 2.88" TOP RAIL, (12) 2.88" X 96" ANT PIPE	MCPMC-HK10	PB0610K1208K	MCPM-SB40
MC-PM10M-12C-126	ATLAS MONOPOLE PLATFORM, 10' FACE PIPE, w/ 2.88" TOP RAIL, (12) 2.88" X 126" ANT PIPE	MCPMC-HK10	PB1810K	MCPM-SB40
MC-PM12M-BC	ATLAS MONOPOLE PLATFORM, 12' FACE PIPE, w/ 2.88" TOP RAIL, NO ANT PIPE	MCPMC-HK12	PB0612K	MCPM-SB60
MC-PM12M-12C-96	ATLAS MONOPOLE PLATFORM, 12' FACE PIPE, w/ 2.88" TOP RAIL, (12) 2.88" X 96" ANT PIPE	MCPMC-HK12	PB0612K1208K	MCPM-SB60
MC-PM12M-12C-126	ATLAS MONOPOLE PLATFORM, 12' FACE PIPE, w/ 2.88" TOP RAIL, (12) 2.88" X 126" ANT PIPE	MCPMC-HK12	PB0612K1210K	MCPM-SB60
MC-PM14M-BC	ATLAS MONOPOLE PLATFORM, 14' FACE PIPE, w/ 2.88" TOP RAIL, NO ANT PIPE	MCPMC-HK12	PB0614K	MCPM-SB60
MC-PM14M-12C-96	ATLAS MONOPOLE PLATFORM, 14' FACE PIPE, w/ 2.88" TOP RAIL, (12) 2.88" X 96" ANT PIPE	MCPMC-HK12	PB0614K1208K	MCPM-SB60
MC-PM14M-12C-126	ATLAS MONOPOLE PLATFORM, 14' FACE PIPE, w/ 2.88" TOP RAIL, (12) 2.88" X 126" ANT PIPE	MCPMC-HK12	PB0614K1210K	MCPM-SB60

DENSITY	lbs/in ³
MASS	lbs
VOLUME	in ³
SURFACE AREA	in ²
HEIGHT	
LENGTH	
WIDTH	

COMMSCOPE, INC. OF NORTH CAROLINA

TOLERANCES		SAP MATERIAL MASTER							
1 PLACE .X ± .25	3 PLACE .XXX ± 0.06	SEE TABLE							
2 PLACE .XX ± 0.12	ANGLES ± 2°								
FINISH GALV A123		MATERIAL A500, A529, A1011/A1018							
<small>UNLESS OTHERWISE SPECIFIED DIMENSIONS ARE IN INCHES INTERPRET PER ANSI Y14.5M-1994</small>		NAME	DATE	MC-PM-C CO-LOCATION PLATFORM SERIES					
		CE	ES1081 12/17/20						
		RW	YH1102 05/24/2022						
		RV							
AD	VCORTEZ1 05/25/2022	TITLE							
RE	YMENG 07/04/2022	SCALE							
ECN 40144917CMO		DOCUMENT NO.		MC-PM-C					
SIZE	WORK AREA	INSL	MODEL	DRAWING					
C			VERSION	STATUS	REVISION	VERSION	STATUS	REVISION	SHEET
			02	RE	B	02	RE	B	1 OF 3

NOTES:



MC-PM14M-12C-126 SHOWN FOR REFERENCE

BOM IS FOR REFERENCE ONLY. SEPARATELY SUPPLIED SAP BOM CONTROLS CONTENT

ITEM NO.	PART NUMBER	DESCRIPTION	QTY.
1	MCPM-1000-00	WELDMENT, CO-LOCATION PLATFORM, 60"	3
2	MCPM-2000-00	BRACKET, PIPE MOUNTING	12
3	GUB-4352	1/2" X 3" X 5-1/4" GALV U-BOLT	72
4	MT-546-174	PIPE GALV, 2-7/8 X 174, SCH40	6
5	MT-546-126	2.875" O.D X 126" PIPE	12
6	GB-04205	1/2" X 2" GALV BOLT KIT	24
7	GB-0522A	5/8" X 2-1/4" GALV BOLT KIT (A325)	18
8	MT21703	PLATE, SADDLE PIPE MOUNTING	12
9	XP-2525	CROSSOVER PLATE KIT, 2-7/8 OD X 2-7/8 OD	12
10	MC-RMHD-1245-3	3 SECTOR RING MOUNT, 12"-45" POLE	1
11	MT19525	CORNER WELDMENT FOR MT-195	3

DETAIL A
SCALE 1 : 8

© 2022 CommScope, Inc. Confidential

COMMSCOPE, INC. OF NORTH CAROLINA			
TITLE MC-PM-C CO-LOCATION PLATFORM SERIES			
SIZE C	SCALE 1:32	DOCUMENT NO. MC-PM-C	
DRAWING		VERSION	STATUS
REVISION		RE	B
SHEET			2 OF 3

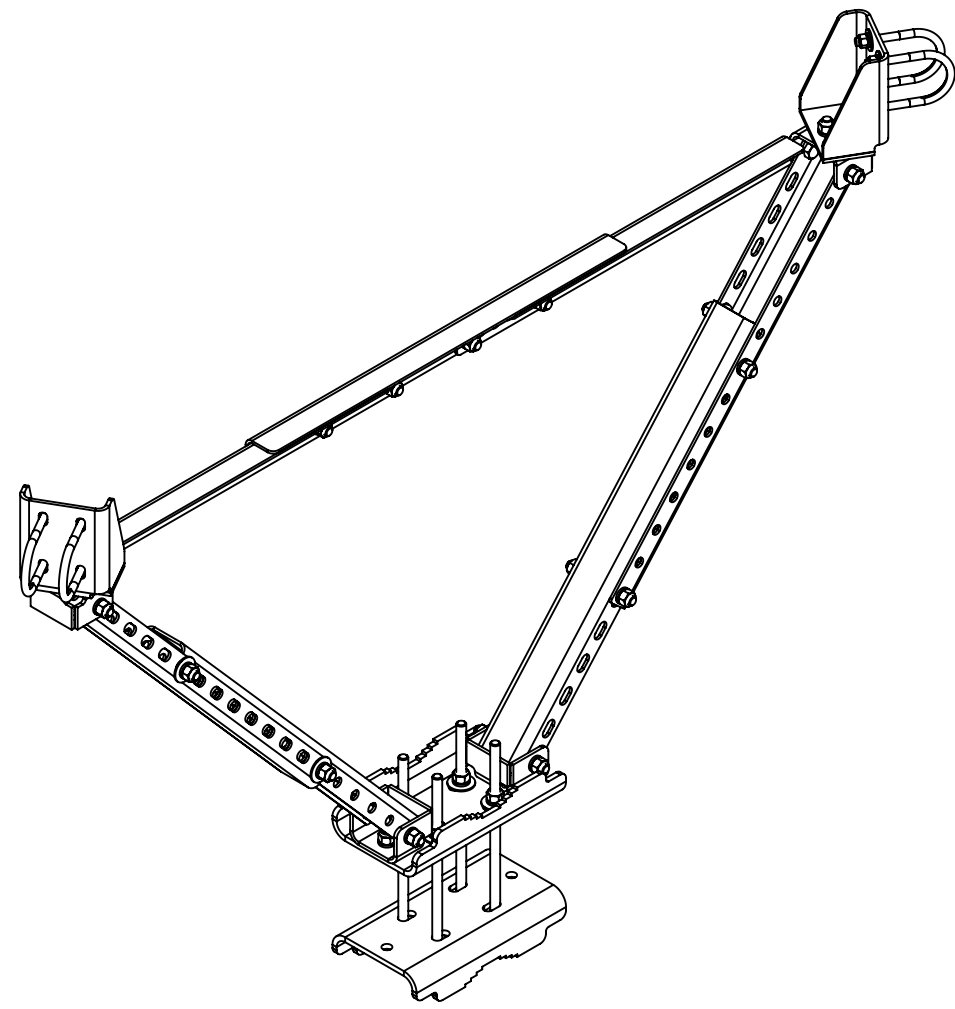
4

3

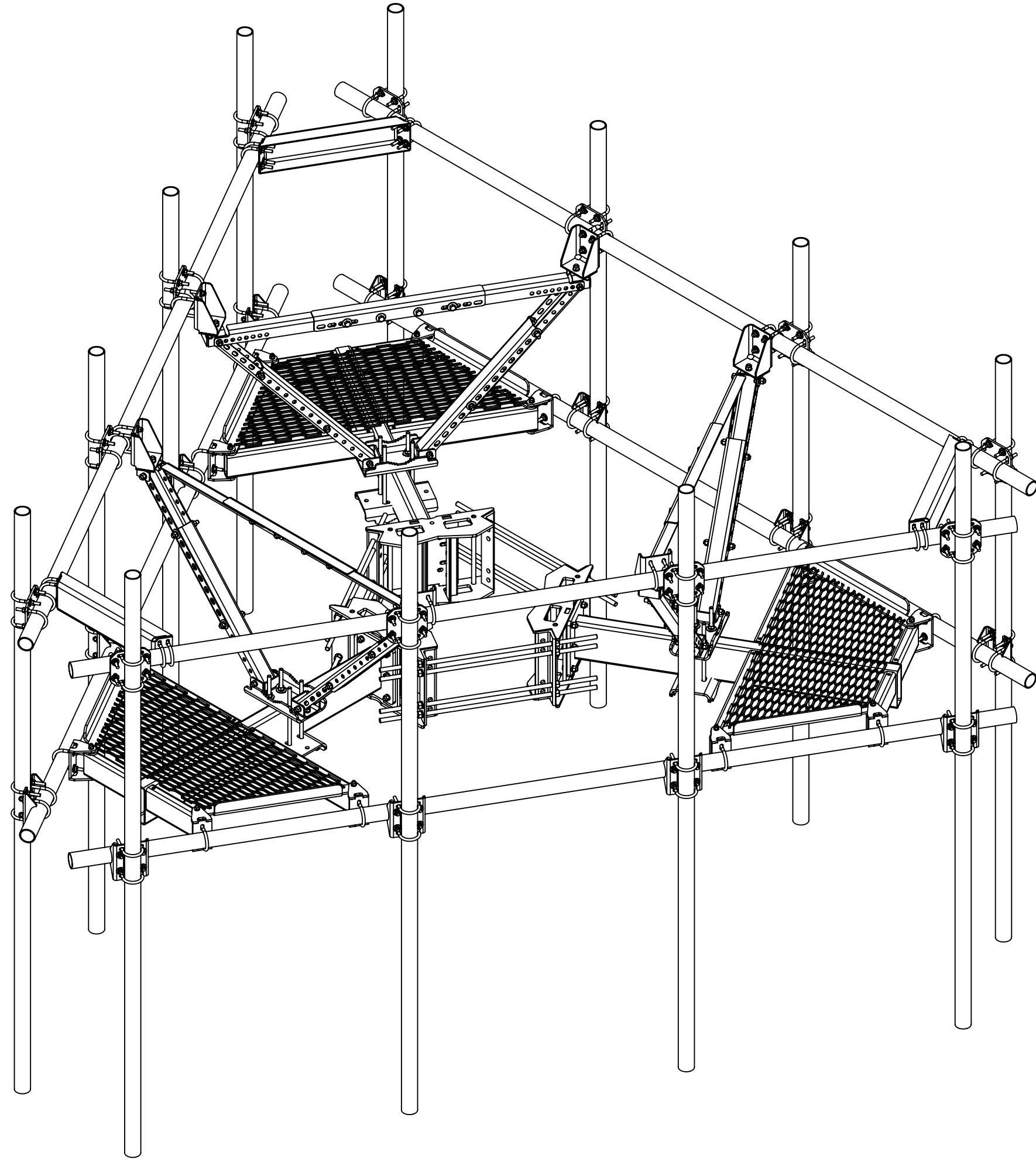
2

1

NOTES:



PVS-050B-U SHOWN FOR REFERENCE



MC-PM14M-12C-126 WITH PVS-050B-U INSTALLED SHOWN FOR REFERENCE

COMMSCOPE, INC. OF NORTH CAROLINA				
TITLE MC-PM-C CO-LOCATION PLATFORM SERIES				
SIZE C	SCALE 1:32	DOCUMENT NO. MC-PM-C		
		DRAWING		SHEET
		VERSION	STATUS	REVISION
		02	RE	B
				3 OF 3

© 2022 CommScope, Inc. Confidential

4

3

2

1

D

D

C

C

B

B

A

A