


KZZVV-65D-R5



10-port sector antenna, 2x 617–960, 4x 1427–2690 MHz and 4x 1695–2690 MHz, 65° HPBW, 5x RET with tilt indicators

- All Internal RET actuators are connected in “Cascaded SRET” configuration
- Uses the 4.3-10 connector which is 40 percent smaller than the 7-16 DIN connector
- Wind Loading; Frontal / Lateral / Rear – 477 / 409 / 506 N @ 150km/h
- Supports re-configurable antenna sharing capability enabling control of the internal RET system using up to two separate RET compatible OEM radios

General Specifications

Antenna Type	Sector
Band	Multiband
Color	Light Gray (RAL 7035)
Grounding Type	RF connector inner conductor and body grounded to reflector and mounting bracket
Performance Note	Outdoor usage
Radome Material	Fiberglass, UV resistant
Radiator Material	Aluminum Low loss circuit board
Reflector Material	Aluminum
RF Connector Interface	4.3-10 Female
RF Connector Location	Bottom
RF Connector Quantity, high band	8
RF Connector Quantity, mid band	0
RF Connector Quantity, low band	2
RF Connector Quantity, total	10

Remote Electrical Tilt (RET) Information

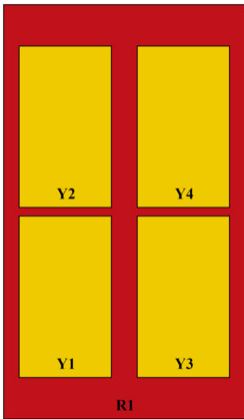
RET Hardware	CommRET v2
RET Interface, quantity	2 female 2 male
Input Voltage	10–30 Vdc
Power Consumption, active state, maximum	8 W
Power Consumption, idle state, maximum	1 W
Protocol	3GPP/AISG 2.0 (Single RET)

KZZVV-65D-R5

Dimensions

Width	350 mm 13.78 in
Depth	208 mm 8.189 in
Length	2688 mm 105.827 in
Net Weight, antenna only	33.6 kg 74.075 lb


Array Layout



Array ID	Frequency (MHz)	RF Connector	RET (SRET)	AISG No.	AISG RET UID
R1	617-960	1 - 2	1	AISG1	CPxxxxxxxxxxxxxxxxR1
Y1	1427-2690	3 - 4	2	AISG1	CPxxxxxxxxxxxxxxxxY1
Y2	1695-2690	5 - 6	3	AISG1	CPxxxxxxxxxxxxxxxxY2
Y3	1427-2690	7 - 8	4	AISG1	CPxxxxxxxxxxxxxxxxY3
Y4	1695-2690	9 - 10	5	AISG1	CPxxxxxxxxxxxxxxxxY4

(Sizes of colored boxes are not true depictions of array sizes)

Port Configuration



KZZVV-65D-R5

Electrical Specifications

Impedance	50 ohm
Operating Frequency Band	1427 – 1518 MHz 1695 – 2690 MHz 617 – 960 MHz
Polarization	±45°

Electrical Specifications

Frequency Band, MHz	617–690	690–790	790–890	890–960	1427–1518	1695–1920	1930–2200
Gain, dBi	16	16	16.5	16.5	15	16.8	17.2
Beamwidth, Horizontal, degrees	73	73	70	71	71	58	56
Beamwidth, Vertical, degrees	9.3	8.4	7.5	6.9	9.4	7.7	6.8
Beam Tilt, degrees	2–12	2–12	2–12	2–12	2–12	2–12	2–12
USLS (First Lobe), dB	19	20	18	18	15	15	15
Front-to-Back Ratio at 180°, dB	26	29	32	34	32	38	35
Isolation, Cross Polarization, dB	25	25	25	25	25	25	25
Isolation, Inter-band, dB	28	28	28	28	28	28	28
VSWR Return loss, dB	1.5 14.0	1.5 14.0	1.5 14.0	1.5 14.0	1.5 14.0	1.5 14.0	1.5 14.0
PIM, 3rd Order, 2 x 20 W, dBc	-150	-150	-150	-150	-150	-150	-150
Input Power per Port at 50°C, maximum, watts	300	300	300	300	250	250	250

Electrical Specifications

Frequency Band, MHz	2300–2500	2500–2690	1695–1920	1930–2200	2300–2500	2500–2690
Gain, dBi	17.4	17.3	16.5	17.2	17.5	17.5
Beamwidth, Horizontal, degrees	66	62	61	60	62	60
Beamwidth, Vertical, degrees	5.8	5.4	7.5	6.6	5.8	5.4
Beam Tilt, degrees	2–12	2–12	2–12	2–12	2–12	2–12
USLS (First Lobe), dB	17	17	16	16	19	18
Front-to-Back Ratio at 180°, dB	31	29	38	37	32	32
Isolation, Cross Polarization, dB	25	25	28	28	28	28
Isolation, Inter-band, dB	28	28	28	28	28	28
VSWR Return loss, dB	1.5 14.0	1.5 14.0	1.5 14.0	1.5 14.0	1.5 14.0	1.5 14.0

KZZVV-65D-R5

PIM, 3rd Order, 2 x 20 W, dBc	-150	-150	-150	-150	-150	-150
Input Power per Port at 50°C, maximum, watts	200	200	250	250	200	200

Mechanical Specifications

Wind Loading @ Velocity, frontal	477.0 N @ 150 km/h (107.2 lbf @ 150 km/h)
Wind Loading @ Velocity, lateral	409.0 N @ 150 km/h (91.9 lbf @ 150 km/h)
Wind Loading @ Velocity, rear	506.0 N @ 150 km/h (113.8 lbf @ 150 km/h)
Wind Speed, maximum	241 km/h (150 mph)

Packaging and Weights

Width, packed	460 mm 18.11 in
Depth, packed	350 mm 13.78 in
Length, packed	2830 mm 111.417 in
Weight, gross	47.5 kg 104.719 lb

Regulatory Compliance/Certifications

Agency	Classification
CHINA-ROHS	Below maximum concentration value
REACH-SVHC	Compliant as per SVHC revision on www.commscope.com/ProductCompliance
ROHS	Compliant
UK-ROHS	Compliant



Included Products

BSAMNT-3	-	Wide Profile Antenna Downtilt Mounting Kit for 2.4 - 4.5 in (60 - 115 mm) OD round members. Kit contains one scissor top bracket set and one bottom bracket set.
----------	---	--

* Footnotes

Performance Note	Severe environmental conditions may degrade optimum performance
-------------------------	---

BSAMNT-3



Wide Profile Antenna Downtilt Mounting Kit for 2.4 - 4.5 in (60 - 115 mm) OD round members. Kit contains one scissor top bracket set and one bottom bracket set.

Product Classification

Product Type Downtilt mounting kit

General Specifications

Application Outdoor

Color Silver

Dimensions

Compatible Diameter, maximum 115 mm | 4.528 in

Compatible Diameter, minimum 60 mm | 2.362 in

Weight, net 6.2 kg | 13.669 lb

Material Specifications

Material Type Galvanized steel

Packaging and Weights

Included Brackets | Hardware

Packaging quantity 1

Weight, gross 6.4 kg | 14.11 lb

Regulatory Compliance/Certifications

Agency	Classification
CE	Compliant with the relevant CE product directives
CHINA-ROHS	Below maximum concentration value
ISO 9001:2015	Designed, manufactured and/or distributed under this quality management system
REACH-SVHC	Compliant as per SVHC revision on www.commscope.com/ProductCompliance
ROHS	Compliant
UK-ROHS	Compliant

BSAMNT-3

