


FVV-65A-R3-V1



6-port sector antenna, 2x 617-894 and 4x 1695-2690 MHz, 65° HPBW, 3x RET, 600 MHz-Ready Antenna Technology

General Specifications

Antenna Type	Sector
Band	Multiband
Color	Light Gray (RAL 7035)
Grounding Type	RF connector inner conductor and body grounded to reflector and mounting bracket
Performance Note	Outdoor usage
Radome Material	Fiberglass, UV resistant
Reflector Material	Aluminum
RF Connector Quantity, mid band	4
RF Connector Quantity, low band	2
RF Connector Quantity, total	6

Remote Electrical Tilt (RET) Information

RET Hardware	CommRET v2
RET Interface	8-pin DIN Female 8-pin DIN Male
RET Interface, quantity	1 female 1 male
Input Voltage	10-30 Vdc
Internal RET	Low band (1) Mid band (2)
Power Consumption, active state, maximum	10 W
Power Consumption, idle state, maximum	2 W
Protocol	3GPP/AISG 2.0 (Single RET)

Dimensions


Width	301 mm 11.85 in
Depth	181 mm 7.126 in
Length	1413 mm 55.63 in

FVV-65A-R3-V1

Net Weight, antenna only

17.5 kg | 38.581 lb

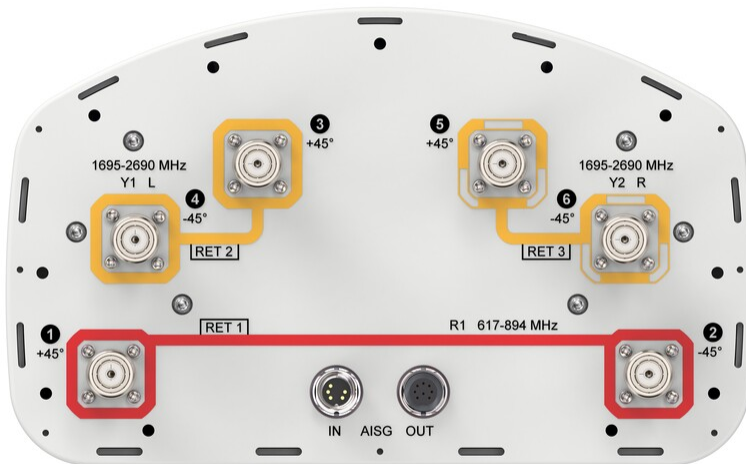
Array Layout



Array ID	Frequency (MHz)	RF Connector	RET (SRET)	AISG No.	AISG RET UID
R1	617-894	1 - 2	1	AISG1	CPXXXXXXXXXXXXR1
Y1	1695-2690	3 - 4	2	AISG1	CPXXXXXXXXXXXXY1
Y2	1695-2690	5 - 6	3	AISG1	CPXXXXXXXXXXXXY2

(Sizes of colored boxes are not true depictions of array sizes)

Port Configuration



Electrical Specifications

Impedance

50 ohm

Operating Frequency Band

1695 – 2690 MHz | 617 – 894 MHz

Polarization

±45°

FVV-65A-R3-V1

Total Input Power, maximum

900 W @ 50 °C

Electrical Specifications

	R1	R1	Y1,Y2	Y1,Y2	Y1,Y2	Y1,Y2	Y1,Y2
Frequency Band, MHz	617-698	698-894	1695-1880	1850-1990	1920-2200	2300-2500	2500-2690
RF Port	1,2	1,2	3,4,5,6	3,4,5,6	3,4,5,6	3,4,5,6	3,4,5,6
Gain at Mid Tilt, dBi	13.1	14.3	16.7	17.2	17.5	17.9	18.1
Beamwidth, Horizontal, degrees	78	74	68	65	65	64	61
Beamwidth, Vertical, degrees	18.3	15.5	7.5	7.1	6.8	5.9	5.5
Beam Tilt, degrees	2-18	2-18	2-12	2-12	2-12	2-12	2-12
USLS (First Lobe), dB	23	23	17	18	19	20	20
Front-to-Back Ratio at 180°, dB	37	36	34	35	32	33	34
Isolation, Cross Polarization, dB	25	25	25	25	25	25	25
Isolation, Inter-band, dB	28	28	28	28	28	28	28
VSWR Return loss, dB	1.5 14.0	1.5 14.0	1.5 14.0	1.5 14.0	1.5 14.0	1.5 14.0	1.5 14.0
PIM, 3rd Order, 2 x 20 W, dBc	-150	-150	-150	-150	-150	-150	-150
Input Power per Port at 50°C, maximum, watts	250	250	200	200	200	200	200

Electrical Specifications, BASTA

	617-698	698-894	1695-1880	1850-1990	1920-2200	2300-2500	2500-2690
Frequency Band, MHz	617-698	698-894	1695-1880	1850-1990	1920-2200	2300-2500	2500-2690
Gain by all Beam Tilts, average, dBi	12.9	13.6	16.2	16.8	17.1	17.6	17.6
Gain by all Beam Tilts Tolerance, dB	±0.4	±0.6	±0.6	±0.5	±0.5	±0.5	±0.5
USLS, beampeak to 20° above beampeak, dB			16	17	17	17	17
Front-to-Back Total Power at 180° ± 30°, dB	25	25	28	28	26	25	25
CPR at Boresight, dB	16	17	22	22	22	24	24
CPR at Sector, dB	12	12	13	14	10	8	6

Mechanical Specifications

Effective Projective Area (EPA), frontal	0.19 m ² 2.045 ft ²
Effective Projective Area (EPA), lateral	0.16 m ² 1.722 ft ²

FVV-65A-R3-V1

Wind Loading @ Velocity, frontal	206.0 N @ 150 km/h (46.3 lbf @ 150 km/h)
Wind Loading @ Velocity, lateral	169.0 N @ 150 km/h (38.0 lbf @ 150 km/h)
Wind Loading @ Velocity, maximum	396.0 N @ 150 km/h (89.0 lbf @ 150 km/h)
Wind Loading @ Velocity, rear	208.0 N @ 150 km/h (46.8 lbf @ 150 km/h)
Wind Speed, maximum	241 km/h (150 mph)

Packaging and Weights

Width, packed	565 mm 22.244 in
Depth, packed	342 mm 13.465 in
Length, packed	1564 mm 61.575 in
Weight, gross	23 kg 50.706 lb

Regulatory Compliance/Certifications

Agency	Classification
CHINA-ROHS	Above maximum concentration value
ISO 9001:2015	Designed, manufactured and/or distributed under this quality management system
ROHS	Compliant/Exempted
UK-ROHS	Compliant/Exempted



* Footnotes

Performance Note	Severe environmental conditions may degrade optimum performance
-------------------------	---