


# VHLP1-13-DET/C



0.3 m | 1 ft ValuLine® High Performance Low Profile Antenna, single-polarized, 12.700–13.250 GHz, OEM custom flange, white antenna, gray radome without flash, standard pack—one-piece reflector

## Product Classification

Product Type	Microwave antenna
Product Brand	ValuLine®

## General Specifications

Antenna Type	VHLP - ValuLine® High Performance Low Profile Antenna, single-polarized
Polarization	Single
Antenna Input	Custom
Antenna Color	White
Reflector Construction	One-piece reflector
Radome Color	Gray
Radome Material	Composite Broadband
Flash Included	No
Side Struts, Included	0
Side Struts, Optional	0

## Dimensions

Diameter, nominal	0.3 m   1 ft
-------------------	--------------

## Electrical Specifications

Operating Frequency Band	12.700 – 13.250 GHz
Gain, Low Band	30.8 dBi
Gain, Mid Band	30.9 dBi
Gain, Top Band	31 dBi
Boresite Cross Polarization Discrimination (XPD)	30 dB
Front-to-Back Ratio	58 dB
Beamwidth, Horizontal	4.7 °

# VHLP1-13-DET/C

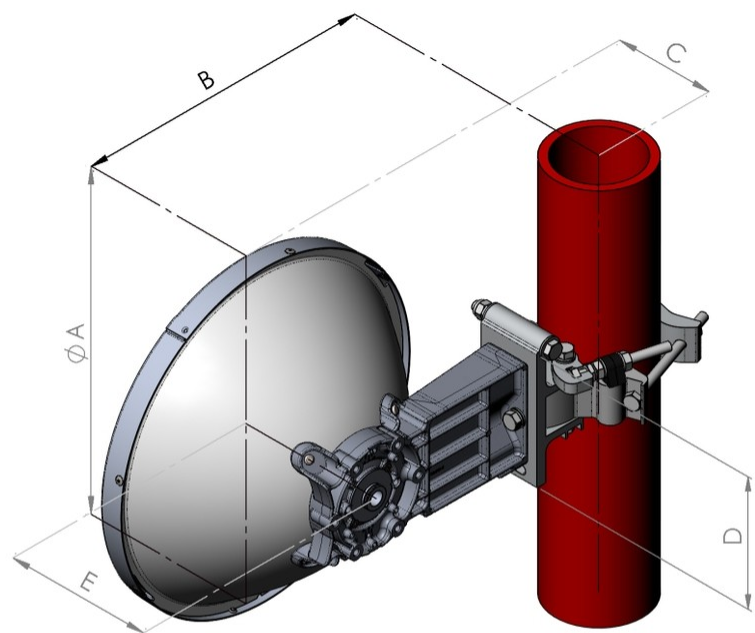
Beamwidth, Vertical	4.7 °
Return Loss	17.7 dB
VSWR	1.3
Radiation Pattern Envelope Reference (RPE)	7002C
Electrical Compliance	Brazil Anatel Class 2   Canada SRSP 312.7 Part B   ETSI 302 217 Class 3

## Mechanical Specifications

Compatible Mounting Pipe Diameter	50 mm–120 mm   2.0 in–4.7 in
Fine Azimuth Adjustment Range	±15°
Fine Elevation Adjustment Range	±15°
Wind Speed, operational	180 km/h   111.847 mph
Wind Speed, survival	250 km/h   155.343 mph

# VHLP1-13-DET/C

## Antenna Dimensions and Mounting Information



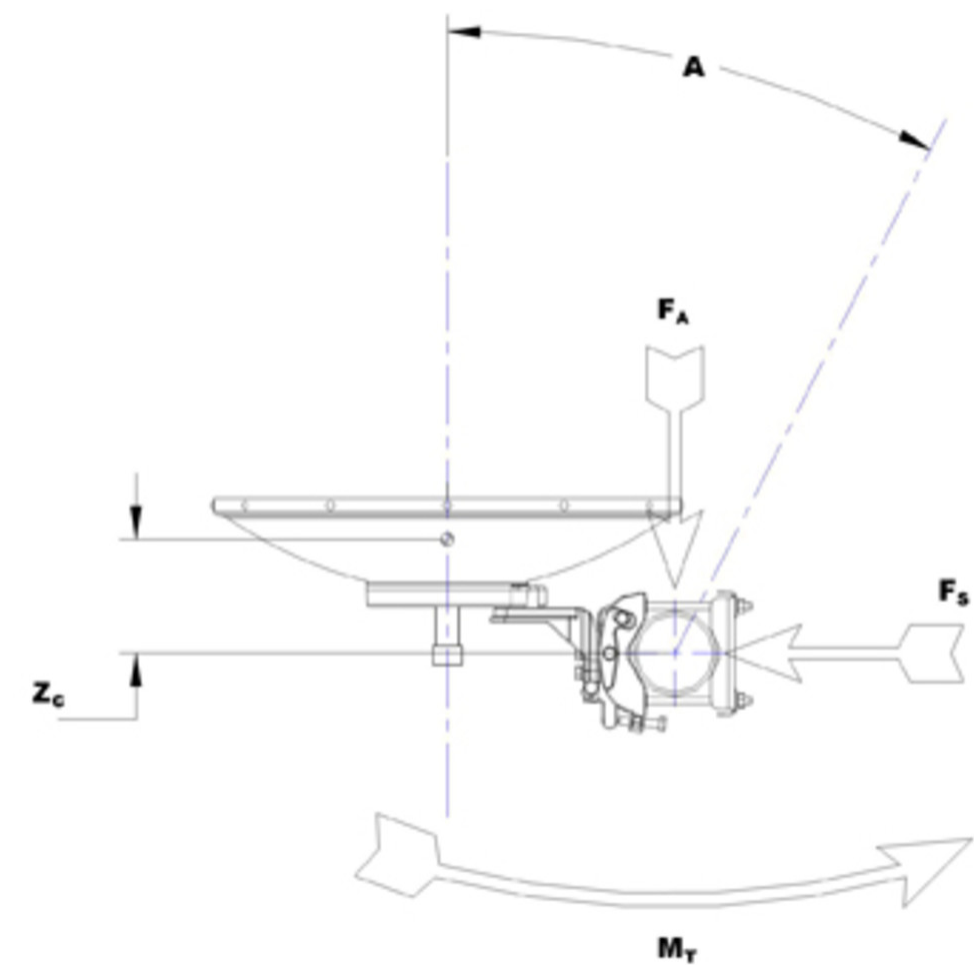
Dimensions in inches (mm)					
Antenna size, ft (m)	A	B	C	D	E
1 (0.3)	15(382)	12.7(323)	6(151)	6.1(155)	7(177)

## Wind Forces at Wind Velocity Survival Rating

<b>Axial Force (FA)</b>	446 N   100.265 lbf
<b>Side Force (FS)</b>	198 N   44.512 lbf
<b>Twisting Moment (MT)</b>	144 N-m   1,274.507 in lb
<b>Zcg without Ice</b>	28 mm   1.102 in
<b>Zcg with 1/2 in (12 mm) Radial Ice</b>	54 mm   2.126 in
<b>Weight with 1/2 in (12 mm) Radial Ice</b>	12 kg   26.455 lb

# VHLP1-13-DET/C

## Wind Forces at Wind Velocity Survival Rating Image



## Packaging and Weights

Height, packed	350 mm   13.78 in
Width, packed	400 mm   15.748 in
Length, packed	400 mm   15.748 in
Packaging Type	Standard pack
Volume	0.1 m³   3.531 ft³
Weight, gross	6.2 kg   13.669 lb
Weight, net	4.7 kg   10.362 lb

\* Footnotes

# VHLP1-13-DET/C

---

<b>Operating Frequency Band</b>	Bands correspond with CCIR recommendations or common allocations used throughout the world. Other ranges can be accommodated on special order.
<b>Gain, Mid Band</b>	For a given frequency band, gain is primarily a function of antenna size. The gain of Andrew antennas is determined by either gain by comparison or by computer integration of the measured antenna patterns.
<b>Boresite Cross Polarization Discrimination (XPD)</b>	The difference between the peak of the co-polarized main beam and the maximum cross-polarized signal over an angle twice the 3 dB beamwidth of the co-polarized main beam.
<b>Front-to-Back Ratio</b>	Denotes highest radiation relative to the main beam, at $180^\circ \pm 40^\circ$ , across the band. Production antennas do not exceed rated values by more than 2 dB unless stated otherwise.
<b>Return Loss</b>	The figure that indicates the proportion of radio waves incident upon the antenna that are rejected as a ratio of those that are accepted.
<b>VSWR</b>	Maximum; is the guaranteed Peak Voltage-Standing-Wave-Ratio within the operating band.
<b>Radiation Pattern Envelope Reference (RPE)</b>	Radiation patterns define an antenna's ability to discriminate against unwanted signals. Under still dry conditions, production antennas will not have any peak exceeding the current RPE by more than 3dB, maintaining an angular accuracy of $\pm 1^\circ$ throughout
<b>Wind Speed, operational</b>	For VHLP(X), SHP(X), HX and USX antennas, the wind speed where the maximum antenna deflection is 0.3 x the 3 dB beam width of the antenna. For other antennas, it is defined as a deflection is equal to or less than 0.1 degrees.
<b>Wind Speed, survival</b>	The maximum wind speed the antenna, including mounts and radomes, where applicable, will withstand without permanent deformation. Realignment may be required. This wind speed is applicable to antenna with the specified amount of radial ice.
<b>Axial Force (FA)</b>	Maximum forces exerted on a supporting structure as a result of wind from the most critical direction for this parameter. The individual maximums specified may not occur simultaneously. All forces are referenced to the mounting pipe.
<b>Side Force (FS)</b>	Maximum side force exerted on the mounting pipe as a result of wind from the most critical direction for this parameter. The individual maximums specified may not occur simultaneously. All forces are referenced to the mounting pipe.
<b>Twisting Moment (MT)</b>	Maximum forces exerted on a supporting structure as a result of wind from the most critical direction for this parameter. The individual maximums specified may not occur simultaneously. All forces are referenced to the mounting pipe.

# VHLP1-13-DET/C

---

**Packaging Type**

Andrew standard packing is suitable for export. Antennas are shipped as standard in totally recyclable cardboard or wire-bound crates (dependent on product). For your convenience, Andrew offers heavy duty export packing options.