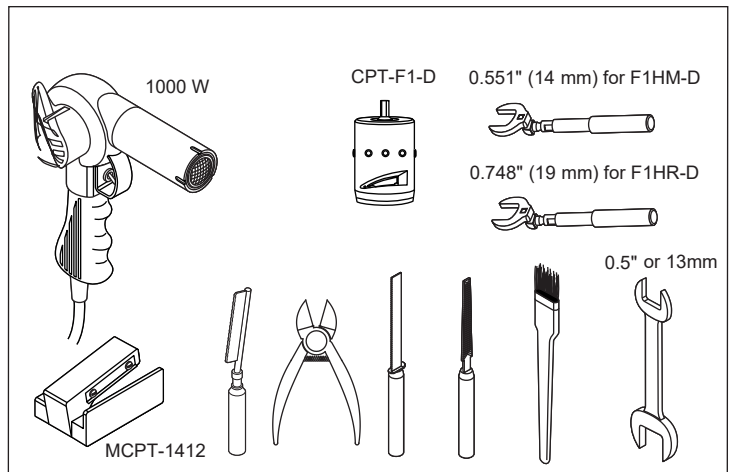
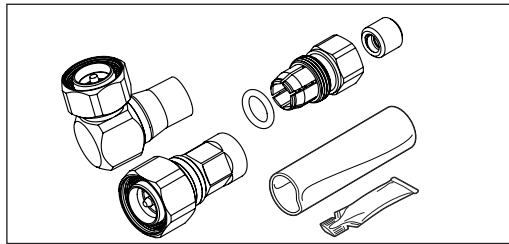
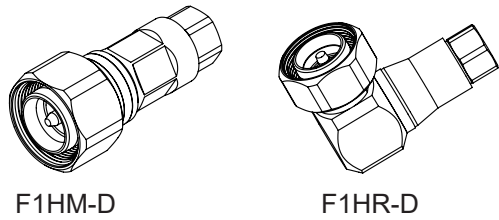


F1 Connector Installation

for HELIAX® FSJ1-50A Coaxial Cables

Bulletin 7761577 Revision D Page 1 of 2

CommScope Infrastructure Academy offers installation training.



1 Straighten the cable and cut the endsquare using cable cutter.

6" (152 mm)

2 Use MCPT-1412

3 Trim cable jacket.

0.866" (22 mm)

4 Trim inner conductor, Remove foam and adhesive, taper inner conductor.

0.354" (+0 -0.5 mm) (9.0 mm)

0.020" (0.5 mm) x 45°

2 Apply forward pressure until the tool bottoms out. Reverse tool to remove. Clean up residual foam, and adhesive from cable inner anductor & cable foam.

Prep tool Part Number: CPT-F1-D

Operating drill speed 400-600 rpm range

0.354" (9.0 mm)

WARNING
Outer conductor edges will be sharp

WARNING
No Floating Foam allowed

Floating Foam

5 Remove deburr and debris.

6 Add threaded gasket, grease, and clamping nut. Ensure the planes of cable & clamping nut are on one line as below.

Keep about 1 mm gap between gasket with jacket

F1 Connector Installation

for HELIAX® FSJ1-50A Coaxial Cables

Bulletin 7761577 Revision D Page 2 of 2

CommScope Infrastructure Academy offers installation training.

7

Add O-ring and grease.

8

Attach connector body.


9

Apply heat shrink tube.

10

Coupling Torque.

44-70 lb-in
5-8 N·m
4.3-10

	表一 有毒有害物质或元素名称及含量标识格式					
	有毒有害物质或元素					
部件名称 (Part Name)	铅 (Pb)	汞 (Hg)	镉 (Cd)	六价铬 (Cr6+)	多溴联苯 (PBB)	多溴二苯醚 (PBDE)
连接器 (Connector)	X	O	O	O	O	O

O: 表示有毒有害物质在该部件所有的均质材料中的含量均在SJ/T 11363-2006规定的限量要求以下。
X: 表示该有毒有害物质至少在该部件的某一均质材料中的含量超出SJ/T 11363-2006规定的限量要求。

CommScope
3642 E US Highway 70, Claremont, NC 28610 USA
(828) 324-2200 (800) 982-1708
www.commscope.com

Customer Service 24 hours
North America: +1-800-255-1479 (toll free)
Any country: +1-779-435-6500
email: acicustomersupportcenter@commscope.com

Notice: CommScope disclaims any liability or responsibility for the results of improper or unsafe installation, inspection, maintenance, or removal practices.
Aviso: CommScope no acepta ninguna obligación ni responsabilidad como resultado de prácticas incorrectas o peligrosas de instalación, inspección, mantenimiento o retiro.
Avis: CommScope décline toute responsabilité pour les conséquences de procédures d'installation, d'inspection, d'entretien ou de retrait incorrectes ou dangereuses.
Hinweis: CommScope lehnt jede Haftung oder Verantwortung für Schäden ab, die aufgrund unsachgemäßer Installation, Überprüfung, Wartung oder Demontage auftreten.
Atenção: A CommScope abdica do direito de toda responsabilidade pelos resultados de práticas inadequadas e sem segurança de instalação, inspeção, manutenção ou remoção.
Avvertenza: CommScope declina eventuali responsabilità derivanti dall'esecuzione di procedure di installazione, ispezione, manutenzione e smontaggio improprie o poco sicure.
注意: CommScope 公司申明對於不恰當或不安全的安裝、檢驗、維修或拆卸操作所導致的後果不負責任。何義務和責任