


10P-4L6M-A5-V4



10-port sector antenna, 4x 698–960 and 6x 1710–2690 MHz, 65° HPBW, 5x RET

- Array configuration provides capability for 4T4R (4x MIMO) on Low band and High band
- Antenna with integrated pluggable RET
- Conforms to RoHS 2011/65/EU
- With Net Weight \leq 22.5 kg

General Specifications

Antenna Type	Sector
Band	Multiband
Color	Light Gray (RAL 7035)
Grounding Type	RF connector inner conductor and body grounded to reflector and mounting bracket
Performance Note	Outdoor usage
Radome Material	Fiberglass, UV resistant
Radiator Material	Low loss circuit board
Reflector Material	Aluminum
RF Connector Interface	4.3-10 Female
RF Connector Location	Bottom
RF Connector Quantity, mid band	6
RF Connector Quantity, low band	4
RF Connector Quantity, total	10

Remote Electrical Tilt (RET) Information


RET Hardware	CommRET v2B
RET Interface	8-pin DIN Female 8-pin DIN Male
RET Interface, quantity	1 female 1 male
Input Voltage	10–30 Vdc
Internal RET	Low band (2) Mid band (3)
Power Consumption, active state, maximum	10 W
Power Consumption, idle state, maximum	2 W
Protocol	3GPP/AISG 2.0 (Single RET)

10P-4L6M-A5-V4

Dimensions

Width	469 mm 18.465 in
Depth	205 mm 8.071 in
Length	1697 mm 66.811 in
Net Weight, antenna only	22.5 kg 49.604 lb

Array Layout




Array ID	Frequency (MHz)	RF Connector	HPBW	RET (SRET)	AISG No.	AISG RET UID
R1	698-960	1 - 2	65°	1	AISG1	CPxxxxxxxxxxxxxxxxR1
R2	698-960	3 - 4	65°	2	AISG1	CPxxxxxxxxxxxxxxxxR2
Y1	1710-2690	5 - 6	65°	3	AISG1	CPxxxxxxxxxxxxxxxxY1
Y2	1710-2690	7 - 8	65°	4	AISG1	CPxxxxxxxxxxxxxxxxY2
Y3	1710-2690	9 - 10	65°	5	AISG1	CPxxxxxxxxxxxxxxxxY3

(Sizes of colored boxes are not true depictions of array sizes)

Port Configuration

10P-4L6M-A5-V4



Electrical Specifications

Impedance	50 ohm
Operating Frequency Band	1710 – 2690 MHz 698 – 960 MHz
Polarization	±45°
Total Input Power, maximum	1,000 W

Electrical Specifications

	R1,R2	R1,R2	R1,R2	Y1-Y3	Y1-Y3	Y1-Y3	Y1-Y3
Frequency Band, MHz	698-803	790-890	890-960	1710-1880	1920-2170	2300-2400	2500-2690
RF Port	1-4	1-4	1-4	5-10	5-10	5-10	5-10
Gain, dBi	14.3	14.6	15	15.8	16.1	16.4	16.6
Beamwidth, Horizontal, degrees	66	61	58	60	59	57	56
Beamwidth, Vertical, degrees	12.9	11.9	10.9	9.3	8.4	7.2	6.4
Beam Tilt, degrees	2-12	2-12	2-12	2-12	2-12	2-12	2-12
USLS (First Lobe), dB	15	15	15	15	15	15	15

10P-4L6M-A5-V4

Front-to-Back Total Power at 180° ± 30°, dB	20	22	21	22	22	22	22
Isolation, Cross Polarization, dB	25	25	25	25	25	25	25
Isolation, Inter-band, dB	25	25	25	25	25	25	25
VSWR Return loss, dB	1.5 14.0	1.5 14.0	1.5 14.0	1.5 14.0	1.5 14.0	1.5 14.0	1.5 14.0
PIM, 3rd Order, 2 x 20 W, dBc	-150	-150	-150	-150	-150	-150	-150
Input Power per Port, maximum, watts	250	250	250	200	200	200	200

Electrical Specifications, BASTA

Frequency Band, MHz	698-803	790-890	890-960	1710-1880	1920-2170	2300-2400	2500-2690
Gain by all Beam Tilts, average, dBi	14	14.3	14.8	15.4	15.8	16	16
Gain by all Beam Tilts Tolerance, dB	±0.4	±0.3	±0.4	±0.6	±0.5	±0.5	±0.7
Beamwidth, Horizontal Tolerance, degrees	±5	±4	±4	±7	±4	±4	±7
Beamwidth, Vertical Tolerance, degrees	±0.8	±0.7	±0.5	±0.7	±0.7	±0.5	±0.4
CPR at Boresight, dB	22	22	22	22	22	22	22

Mechanical Specifications

Mechanical Tilt Range	0°-12°
Wind Loading @ Velocity, frontal	471.0 N @ 150 km/h (105.9 lbf @ 150 km/h)
Wind Loading @ Velocity, lateral	198.0 N @ 150 km/h (44.5 lbf @ 150 km/h)
Wind Loading @ Velocity, rear	426.0 N @ 150 km/h (95.8 lbf @ 150 km/h)
Wind Speed, maximum	200 km/h (124 mph)

Packaging and Weights

Width, packed	544 mm 21.417 in
Depth, packed	315 mm 12.402 in
Length, packed	1877 mm 73.898 in
Weight, gross	31.5 kg 69.446 lb

Regulatory Compliance/Certifications

Agency	Classification
ISO 9001:2015	Designed, manufactured and/or distributed under this quality management system

10P-4L6M-A5-V4

UK-ROHS

Compliant



Included Products

- BSAMNT-B95-01 – Wide Profile Antenna Downtilt Mounting Kit for 2.4 - 4.5 in (60 - 115 mm) OD round members. Kit contains one scissor top bracket set and one bottom bracket set.

* Footnotes

Performance Note Severe environmental conditions may degrade optimum performance