

4

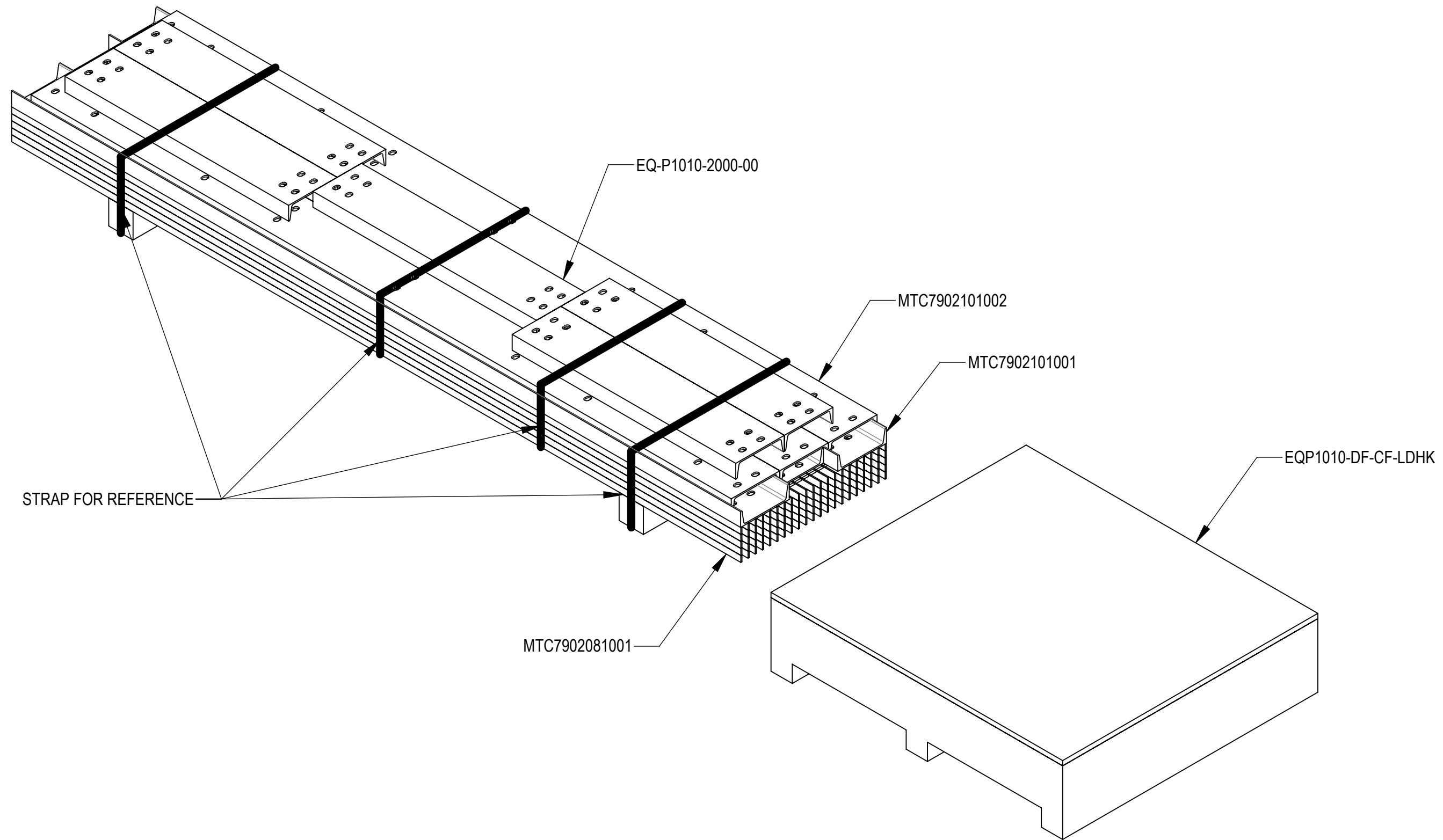
3

2

1

- 1.0 GENERAL NOTES
  - 1.1 ALL METRIC DIMENSIONS ARE IN BRACKETS [X.X]
  - 1.2 FOR PATENT INFO: <https://www.cs-pat.com>
- 2.0 DESIGN NOTES
- 3.0 MANUFACTURING/SPECIAL REQUIREMENTS
  - 3.1 TIGHTEN ALL BOLTS SECURING FLAT PLATES BY THE TURN-OF-NUT METHOD. TIGHTEN ALL U-BOLTS USING TURN-OF-NUT METHOD WITH ATTENTION TO LEAVE EQUAL DISTANCE AND EQUAL FORCE ON EACH LEG OF THE U-BOLT.
  - 3.2 ALL FIELD DRILLED SURFACES SHALL BE REPAIRED WITH A MINIMUM OF TWO COATS OF ZINGA OR ZINC COTE PER ASTM A780.
- 4.0 TEST
- 5.0 PACKAGING
  - 5.1 PACKAGING SHALL MEET COMMSCOPE REQUIREMENTS PER DOCUMENT IS-PL-3005
  - 5.2 PRINTED DOCUMENT TO BE PLACED INSIDE POLYBAG AND THEN IN SHIPPING CONTAINER
  - 5.3 EXTRA HARDWARE MAY BE SUPPLIED, BAGGED AND SHIPPED

REVISIONS			
REV.	DESCRIPTION	DATE	APPROVED
A	INITIAL RELEASE	YX1027 02FEB24	YW1047 40189480CMO



<b>COMMSCOPE, INC. OF NORTH CAROLINA</b>										
TOLERANCES					SAP MATERIAL MASTER					
1 PLACE .X[X] ± 0.2[6.3]		3 PLACE .XXX[X] ± 0.060[1.5]			<b>EQ-P1010-DF-CF-LD</b>					
2 PLACE .XX[X] ± 0.12[3.0]		ANGLES ± 2°								
FINISH					MATERIAL					
UNLESS OTHERWISE SPECIFIED DIMENSIONS ARE IN INCHES INTERPRET PER ANSI Y 14.5M-1994		NAME	DATE	TITLE						
	CE	YX1027	02FEB24	<b>10x10PLATFORMW/5 DF FEET, CF, LIGHT-DUTY</b>						
	RW	YMENG	02/27/2024							
	AD	YW1047	02/29/2024							
	RE	YMENG	02/29/2024							
ECN	40189480CMO									
SCALE		DOCUMENT NO.								
<b>1:24</b>		<b>EQ-P1010-DF-CF-LD</b>								
SIZE	Auth Group	INSL	MODEL			DRAWING				SHEET
<b>C</b>			VERSION	STATUS	REVISION	VERSION	STATUS	REVISION	1 OF 4	
			00	RE	A	00	RE	A		

DENSITY	1896.76	lbs/in <sup>3</sup>
MASS	6725.50	lbs
VOLUME	63204.09	in <sup>3</sup>
SURFACE AREA	63204.09	in <sup>2</sup>
HEIGHT	24.6"	
LENGTH	120.0"	
WIDTH	120.0"	

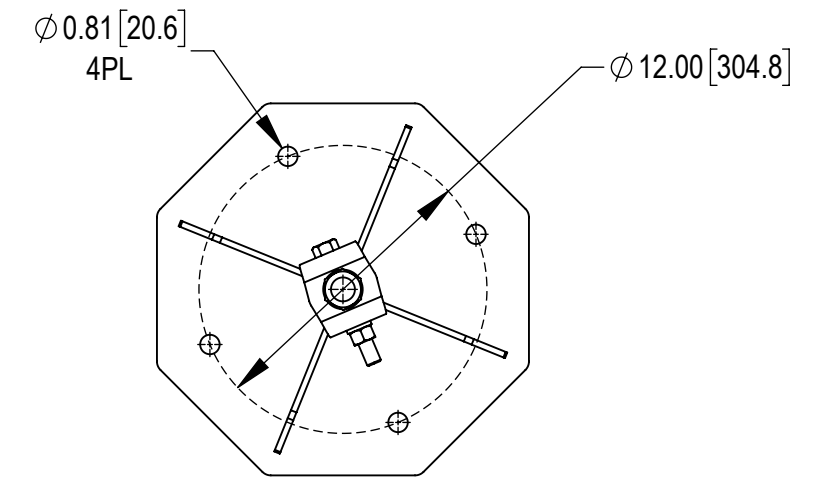
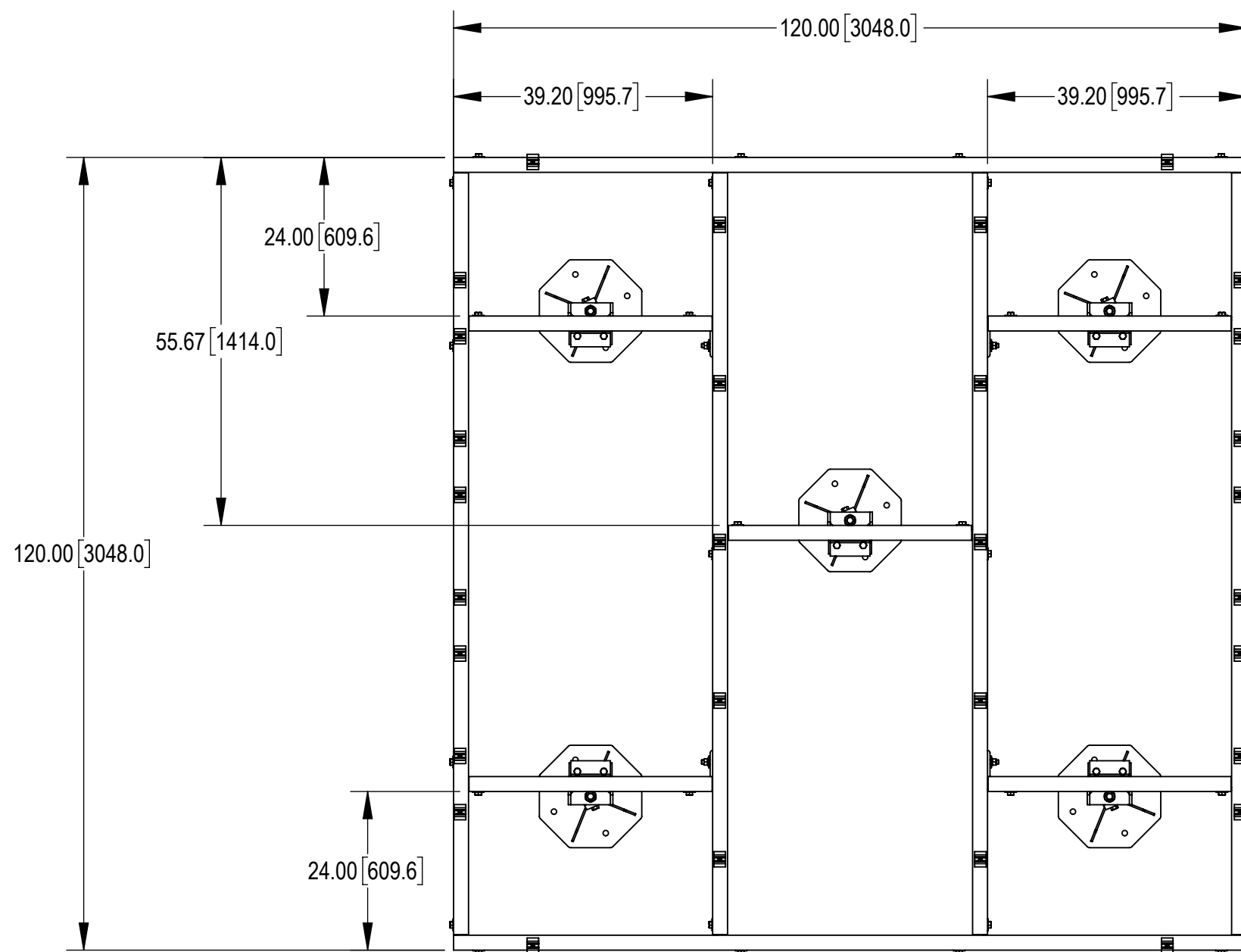
© 2024 CommScope, Inc. Confidential

4

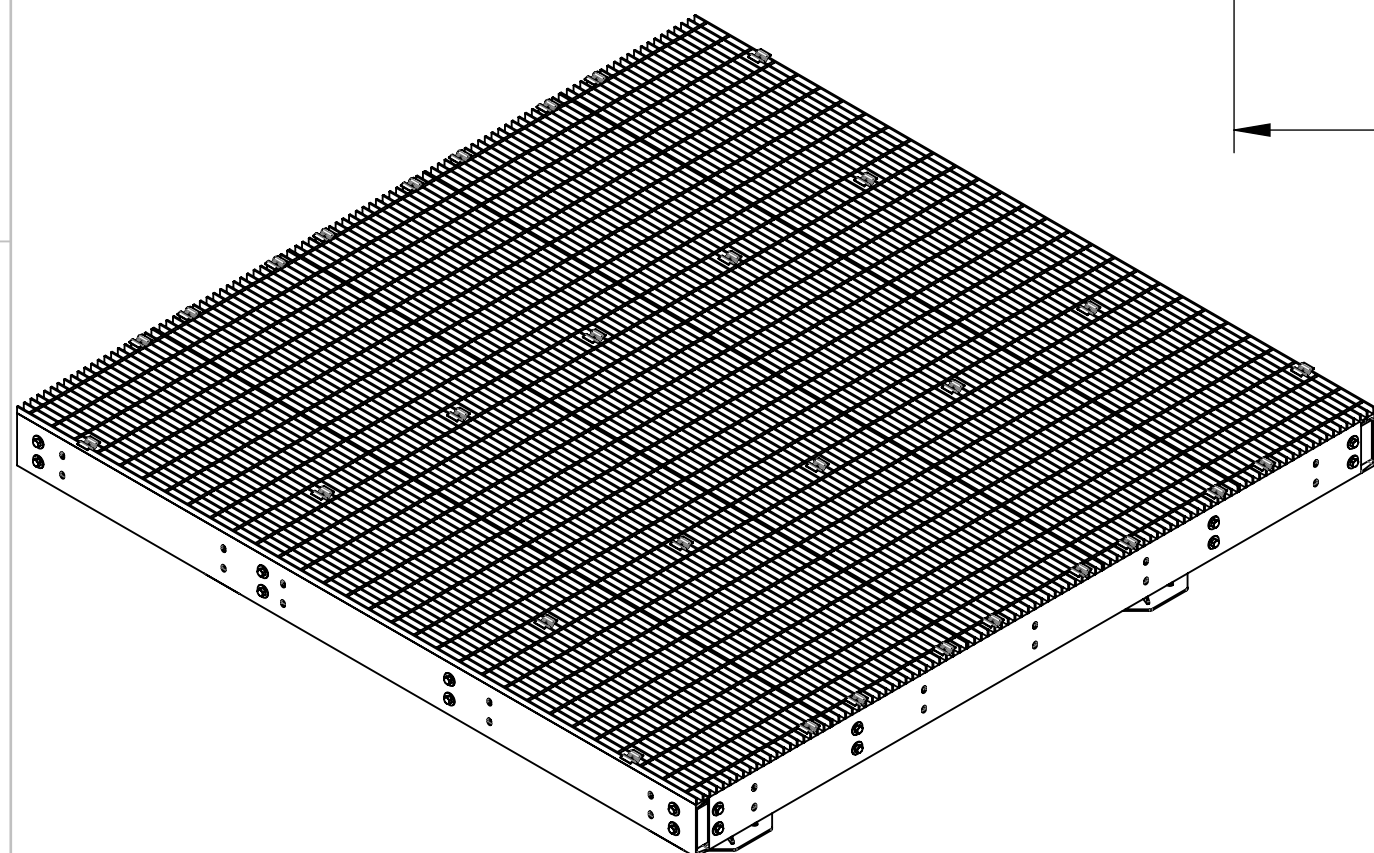
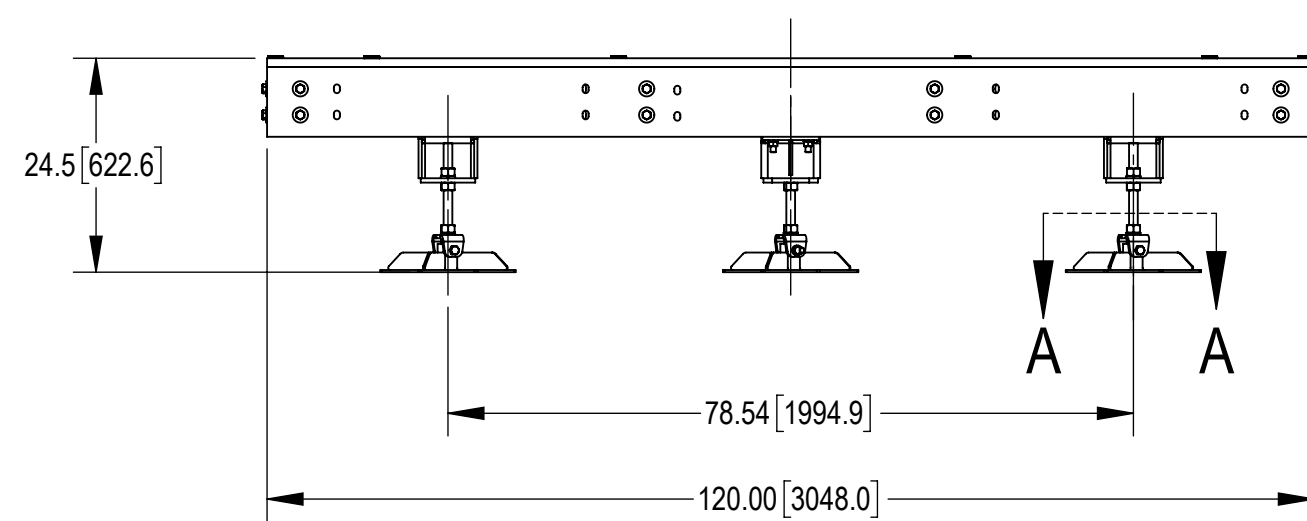
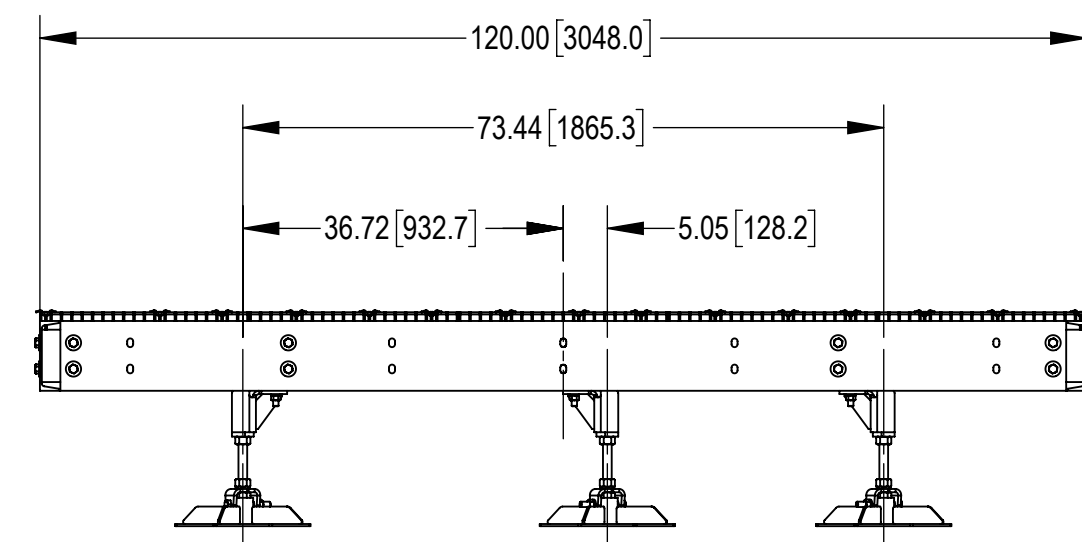
3

2

1

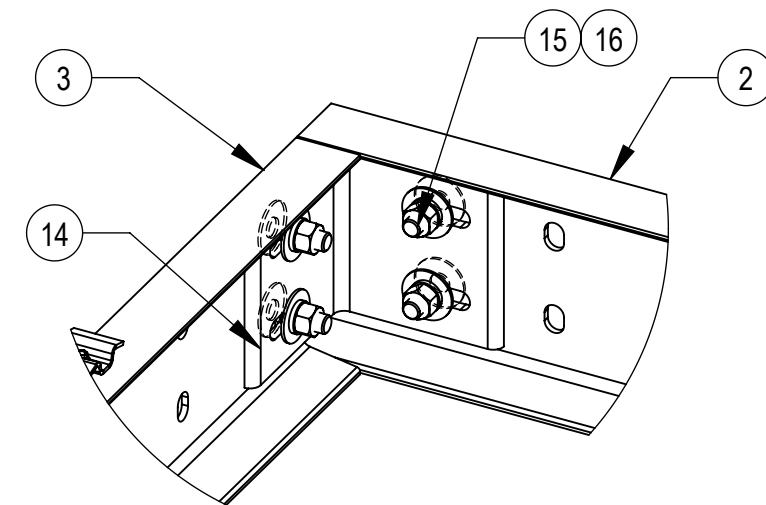
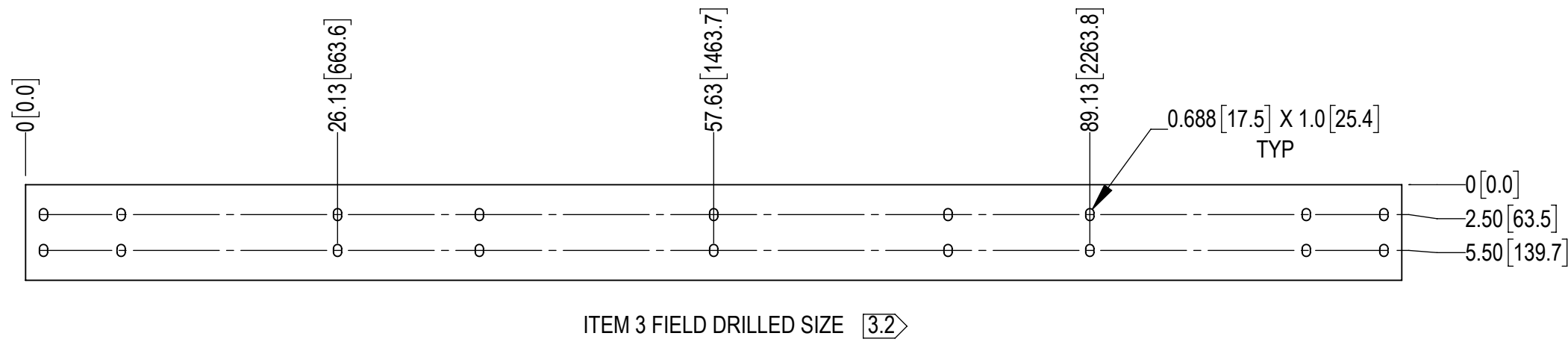
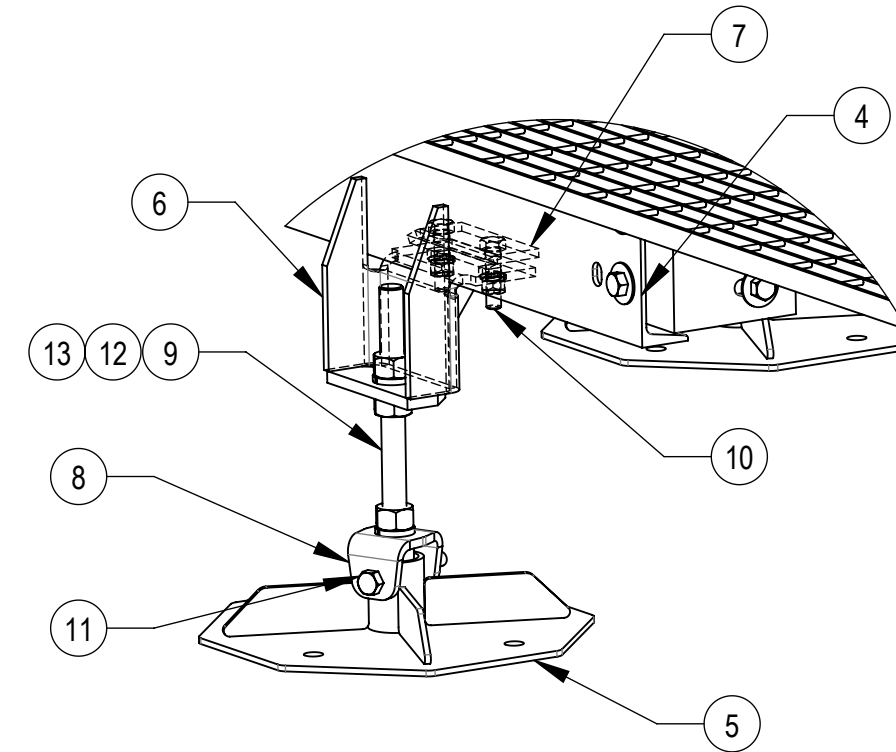
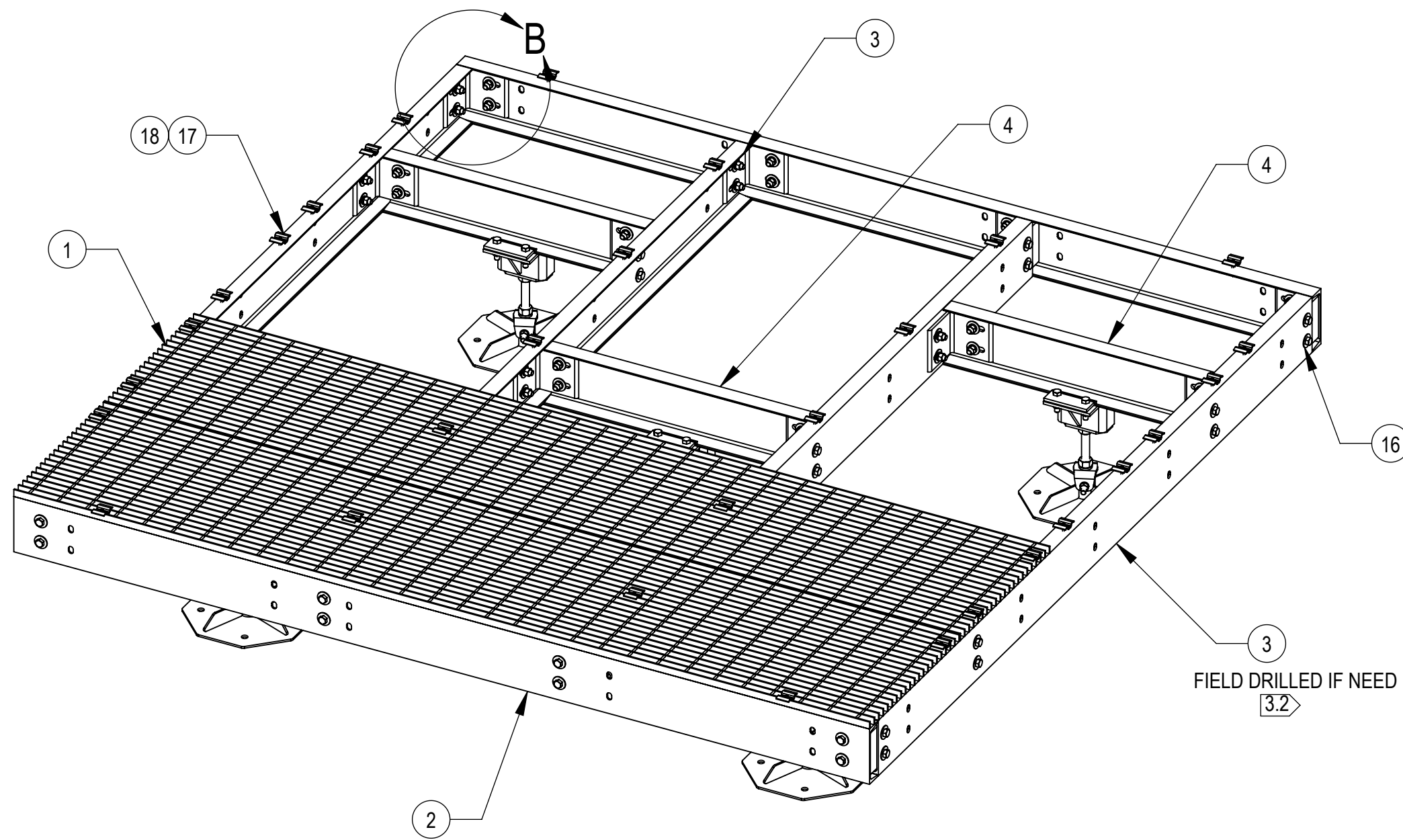


SECTION A-A  
SCALE 1 : 8



HIDE BAR GRATING FOR CLARITY

COMMScope, INC. OF NORTH CAROLINA			
TITLE 10x10PLATFORMW/5 DF FEET, CF, LIGHT-DUTY			
SIZE C	SCALE 1:20	DOCUMENT NO. EQ-P1010-DF-CF-LD	
		DRAWING	
		VERSION 00	REVISION RE A
		SHEET 2 OF 4	



DETAIL B  
SCALE 1 : 6

COMPONENT PART NUMBERS PROVIDED FOR ASSEMBLY PURPOSES;  
INDIVIDUAL COMPONENTS MAY BE SHIPPED AS PARTS WITHIN AN INCLUDED KIT

ITEM	PART NO.	DESCRIPTION	QTY.	WEIGHT	NOTE NO.
1	MTC7902081001	24" X 120" BAR GRATING	5	141.45 LBS	
2	MTC7902101001	SIDE CHANNEL C8 X 11.5#	2	113.50 LBS	
3	MTC7902101002	10' CENTER CHANNEL	4	108.98 LBS	
4	EQ-P1010-2000-00	CHANNEL, EQUIPMENT PLATFORM	5	35.53 LBS	
5	MTC3738DF01	BASE FOOT	5	17.92 LBS	
6	EQPDF25	WELDMENT, ADJUSTABLE FOOT - DF STYLE	5	10.96 LBS	
7	MTC7902AL07	PINCH PLATE	5	1.60 LBS	
8	EQPDF30	CLIP, PIVOT	5	1.67 LBS	
9	EQPDF29	1-8 X 12" THREADED ROD - B7	5	2.65 LBS	
10	GB-05245	5/8" X 2-1/2" GALV BOLT KIT	10	0.30 LBS	
11	GB-05505	5/8" X 5" GALV BOLT KIT	5	0.52 LBS	
12	GN-08	1" GALV HEX NUT	20	0.33 LBS	
13	GWL-08	1" GALV LOCK WASHER	10	0.09 LBS	
14	EQ-P1010-3000-00	CHANNEL ADAPTER ANGLE	18	6.78 LBS	
15	GB-05205	5/8" X 2" GALV BOLT KIT	72	0.26 LBS	
16	GWF-05	5/8" GALV FLAT WASHER, 1.7OD	144	0.06 LBS	
17	MTC390324	BAR GRATING CLIP	30	0.17 LBS	
18	TS1220	12-24 X 2" SELF DRILLING SCREW	30	0.03 LBS	

HIDE BAR GRATING FOR CLARITY

COMMSCOPE, INC. OF NORTH CAROLINA				
TITLE 10x10PLATFORMW/5 DF FEET, CF, LIGHT-DUTY				
SIZE C	SCALE 1:20	DOCUMENT NO. EQ-P1010-DF-CF-LD		
DRAWING		VERSION	STATUS	REVISION
		00	RE	A
				SHEET 3 OF 4

4

3

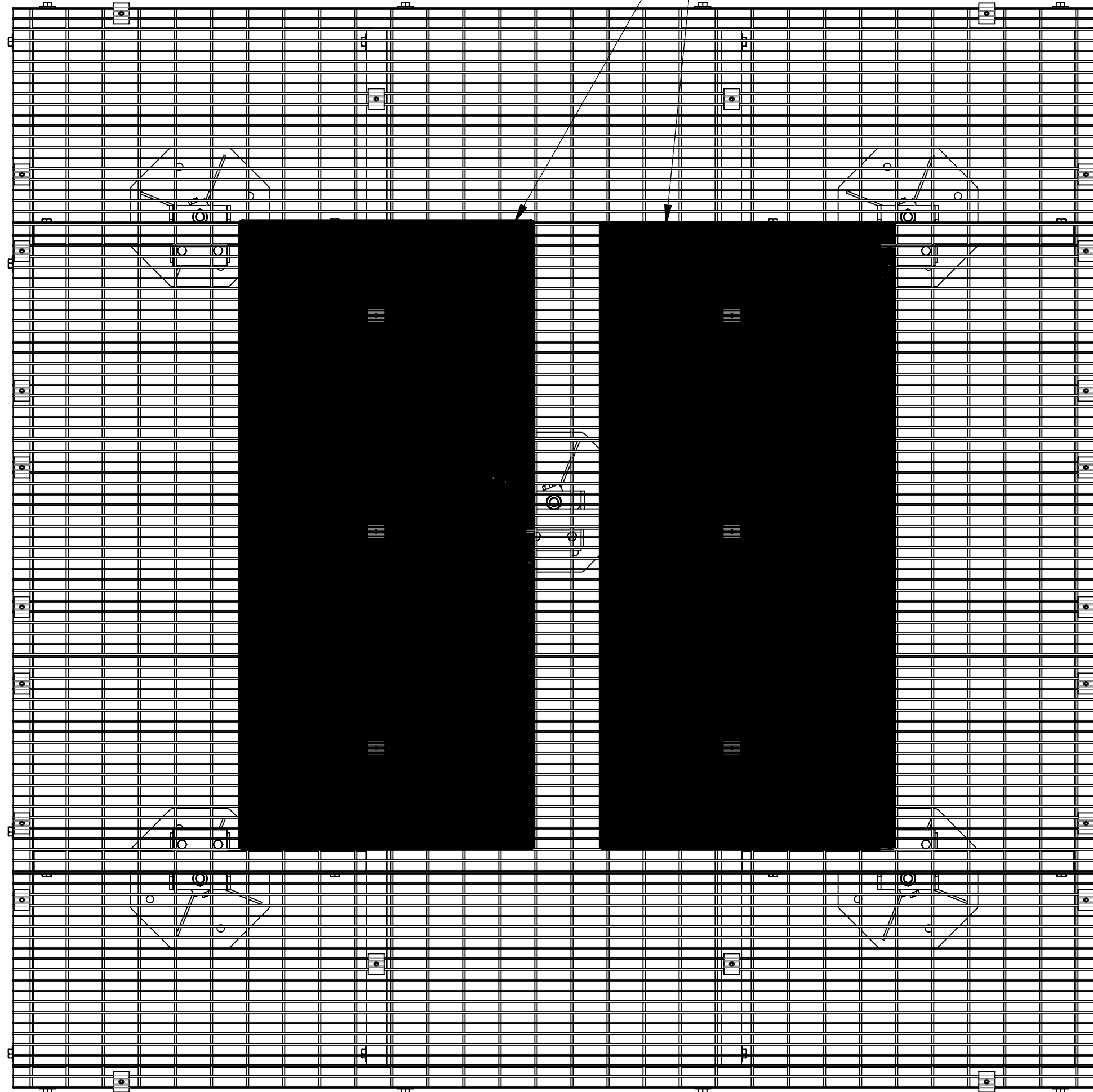
2

1

D

D

THE EQUIPMENT TO BE CENTERED ON THE PLATFORM



C

C

B

B

A

A



4

3

2

1

© 2024 CommScope, Inc. Confidential

COMMSCOPE, INC. OF NORTH CAROLINA				
TITLE 10x10PLATFORMW/5 DF FEET, CF, LIGHT-DUTY				
SIZE <b>C</b>	SCALE <b>1:24</b>	DOCUMENT NO. EQ-P1010-DF-CF-LD		
 		DRAWING		SHEET
		VERSION 00	STATUS RE	REVISION A