

CYCCG | IP6ASD-24RUTP-02H-02H

Base Product



InstaPATCH® Cu GigaSPEED X10D® U/UTP SD Riser Preterminated Copper Cable, dual row high density outlet to dual row standard density outlet, 24 links

Product Classification

| | |
|------------------------------|---|
| Regional Availability | Asia Australia/New Zealand EMEA Latin America North America |
| Portfolio | CommScope® |
| Product Type | Copper trunk cable assembly |
| Product Brand | GigaSPEED X10D® InstaPATCH® Cu |

General Specifications

| | |
|---------------------------------------|-------------------------|
| ANSI/TIA Category | 6A |
| Cable Type | U/UTP (unshielded) |
| Conductor Type | Solid |
| Interface, Connector A | Information outlet |
| Interface Feature, connector A | Dual row High density |
| Interface, Connector B | Information outlet |
| Interface Feature, connector B | Dual row High density |
| Link Count | 24 |
| Wiring | T568B |

Dimensions

| | |
|---|---------|
| Cable Assembly Length Range (m) | 2 – 80 |
| Cable Assembly Length Range (ft) | 7 – 262 |

Electrical Specifications

| | |
|-------------------------------|---------|
| dc Resistance, maximum | 0.3 ohm |
| Safety Voltage Rating | 300 V |

Ordering Tree

CYCCG | IP6ASD-24RUTP-02H-02H

| | | | | | | | | | | | | | | | |
|---|---|---|---|---|---|---|---|---|----|----|----|---|---|---|---|
| 1 | 2 | 3 | 4 | 5 | 6 | 7 | 8 | 9 | 10 | 11 | 12 | | | | |
| C | A | A | A | C | - | 1 | 1 | H | A | B | B | F | 0 | 5 | 0 |

| Cable Type | Connector B | Orientation A | Orientation B |
|---------------------------------------|--|-------------------------|-------------------------|
| A Cat 6A X10D – U/UTP (Plenum) | A Outlet* – Single Row Standard Density | 1 Trident Series Flat | 1 Trident Series Flat |
| B Cat 6A X10D – U/UTP (Riser) | B Outlet* – Dual Row Standard Density | 2 Right Paired Flat | 2 Right Paired Flat |
| C Cat 6A X10D – U/UTP (LSZH) | C Outlet* – Dual Row High Density | 3 Right Series Flat | 3 Right Series Flat |
| D Cat 6A X10D – F/UTP (Plenum) | G RJ45 Plug* – Single Row Standard Density | 4 Left Paired Flat | 4 Left Paired Flat |
| E Cat 6A X10D – F/UTP (Riser) | H RJ45 Plug* – Dual Row Standard Density | 5 Left Series Flat | 5 Left Series Flat |
| F Cat 6A X10D – F/UTP (LSZH) | J RJ45 Plug* – Dual Row High Density | 6 Trident Paired Flat | 6 Trident Paired Flat |
| G Cat 6 XL – U/UTP (Plenum) | N 1100 Module | A Trident Series Angled | A Trident Series Angled |
| H Cat 6 XL – U/UTP (Riser) | R 360 1100 Evolve Module | B Right Paired Angled | B Right Paired Angled |
| J Cat 6 XL – U/UTP (LSZH) | S OneLink 2x6 | C Right Series Angled | C Right Series Angled |
| K Cat 6A X10D – S/FTP (LSZH) | T OneLink 2x4 | D Left Paired Angled | D Left Paired Angled |
| L Cat 6 – U/UTP Class B Rated (LSZH) | | E Left Series Angled | E Left Series Angled |
| M Cat 6A – U/UTP Class B Rated (LSZH) | | F Trident Paired Angled | F Trident Paired Angled |
| N Cat 6A X10D SD – U/UTP (Riser) | | | X Not Applicable |

| Connector A | Link | Outlet Color | UOM | Length |
|--|------|------------------|-----------|--------|
| A Outlet* – Single Row Standard Density | B 6 | 0 Not Applicable | 11 F Foot | 12 XXX |
| B Outlet* – Dual Row Standard Density | C 8 | 1 Black (BK) | M Meter | |
| C Outlet* – Dual Row High Density | D 12 | 2 Blue (BL) | | |
| G RJ45 Plug* – Single Row Standard Density | E 16 | 3 Blue (BL) | | |
| H RJ45 Plug* – Dual Row Standard Density | F 18 | B White (WH) | | |
| J RJ45 Plug* – Dual Row High Density | G 24 | | | |
| N 1100 Module | | | | |
| R 360 1100 Evolve Module | | | | |
| S OneLink 2x6 | | | | |
| T OneLink 2x4 | | | | |
| X Unterminated | | | | |

| Bundling | Jacket Color | Labeling |
|---------------|-----------------|-----------------|
| H Hook-n-loop | 8 White (WH) | A Generic Label |
| S Sleaving | 10 C Slate (SL) | |
| | Z Blue (BL) | |

- Cords > 1m are authorized for use in channels and are an effective standalone method used to connect active devices
- Cords < 1m are also valid elements for use in a channel or as an equipment interconnect, but due to their limited length are not guaranteed to meet component compliance requirements that were developed to assess the quality of longer cords

Environmental Specifications

| | |
|------------------------------|--------------------------------------|
| Operating Temperature | -10 °C to +60 °C (+14 °F to +140 °F) |
| Environmental Space | Riser |
| Flammability Rating | UL 94 V-0 |

Regulatory Compliance/Certifications

| Agency | Classification |
|---------------|--|
| CHINA-ROHS | Below maximum concentration value |
| ISO 9001:2015 | Designed, manufactured and/or distributed under this quality management system |
| REACH-SVHC | Compliant as per SVHC revision on www.commscope.com/ProductCompliance |
| ROHS | Compliant |
| UK-ROHS | Compliant |




Included Products

- 1091SD – GigaSPEED X10D® 1091SD ETL Verified Category 6A U/UTP Cable
- MGS600 – GigaSPEED X10D® M-Series Modular Jack, RJ45, Cat6A Unshielded

1091SD

Base Product



GigaSPEED X10D® 1091SD ETL Verified Category 6A U/UTP Cable

- Ideal solution where space is a concern – 0.265" outer diameter maximum utilizing a specially designed non-conductive tape around the 4 pairs
- Part of the SYSTIMAX GigaSPEED X10D family of products
- Meets and exceeds performance specifications for all channel configurations currently supported by the GigaSPEED X10D system

Product Classification

| | |
|------------------------------|---|
| Regional Availability | Asia Australia/New Zealand Latin America Middle East/Africa North America |
| Portfolio | SYSTIMAX® |
| Product Type | Twisted pair cable |
| Product Brand | GigaSPEED X10D® |

General Specifications

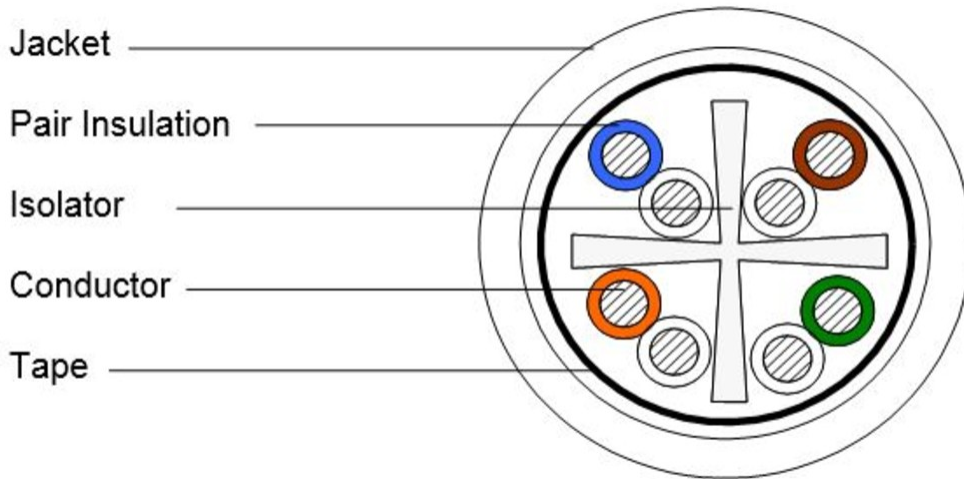
| | |
|--------------------------------|--|
| Product Number | 1091SD |
| ANSI/TIA Category | 6A |
| Cable Component Type | Horizontal |
| Cable Type | U/UTP (unshielded) |
| Conductor Type, singles | Solid |
| Conductors, quantity | 8 |
| Note | Consult ANSI/TIA-568-C.2 Annex G for length de-rating guidance for cable installation in higher temperature environments |
| Pairs, quantity | 4 |
| Separator Type | Isolator |
| Transmission Standards | ANSI/TIA-568.2-D |

Dimensions

| | |
|--|---------------------|
| Diameter Over Insulated Conductor | 1.148 mm 0.045 in |
| Diameter Over Jacket, nominal | 6.731 mm 0.265 in |
| Jacket Thickness | 0.406 mm 0.016 in |
| Conductor Gauge, singles | 23 AWG |

1091SD

Cross Section Drawing



Electrical Specifications

| | |
|--|---|
| dc Resistance Unbalance, maximum | 4 % |
| dc Resistance, maximum | 8 ohms/100 m 2.438 ohms/100 ft |
| Dielectric Strength, minimum | 1500 Vac 2500 Vdc |
| LP (Limited Power) Rating | 0.5 A |
| Mutual Capacitance at Frequency | 5.6 nF/100 m @ 1 kHz |
| Nominal Velocity of Propagation (NVP) | 70 % |
| Operating Frequency, maximum | 500 MHz |
| Operating Voltage, maximum | 80 V |
| Remote Powering | Fully complies with the recommendations set forth by IEEE 802.3bt (Type 4) for the safe delivery of power over LAN cable when installed according to ISO/IEC 14763-2, CENELEC EN 50174-1, CENELEC EN 50174-2 or TIA TSB-184-A |

Material Specifications

| | |
|----------------------------|--------------------|
| Conductor Material | Bare copper |
| Insulation Material | Polyolefin |
| Jacket Material | PVC |
| Separator Material | Polyolefin |
| Tape Material | Poly/Aluminum/Poly |

Mechanical Specifications

| | |
|---------------------------------|------------------|
| Pulling Tension, maximum | 11.34 kg 25 lb |
|---------------------------------|------------------|

1091SD

Environmental Specifications


| | |
|---------------------------------|-------------------------------------|
| Installation temperature | 0 °C to +60 °C (+32 °F to +140 °F) |
| Operating Temperature | -20 °C to +75 °C (-4 °F to +167 °F) |
| Environmental Space | Non-plenum |
| Temperature Rating, UL | 75 °C 167 °F |
| Flame Test Method | CMR |

Packaging and Weights

| | |
|---------------------|-------------------------|
| Cable weight | 40.18 kg/km 27 lb/kft |
|---------------------|-------------------------|

MGS600

Base Product



GigaSPEED X10D® M-Series Modular Jack, RJ45, Cat6A Unshielded

Product Classification

Regional Availability

Asia | Australia/New Zealand | EMEA | Latin America | North America

Portfolio

SYSTIMAX®

Product Type

Modular jack

Product Brand

GigaSPEED X10D®

Product Series

MGS600

General Specifications

ANSI/TIA Category

6A

Cable Type

Unshielded

Conductor Type

Solid | Stranded

Termination Type

IDC

Wiring

T568A | T568B

Dimensions

Height

19.4 mm | 0.764 in

Width

21.08 mm | 0.83 in

Depth

30.2 mm | 1.189 in

Compatible Conductor Gauge, solid

22-24 AWG | 21 AWG (for CommScope GigaREACH cable only)

Compatible Conductor Gauge, stranded

22-24 AWG

Electrical Specifications

Contact Resistance Variation, maximum

20 mOhm

Contact Resistance, maximum

100 mOhm

Current Rating at Temperature

1.5 A @ 20 °C | 1.5 A @ 68 °F

Dielectric Withstand Voltage, RMS, conductive surface

1,500 Vac @ 60 Hz

MGS600

| | |
|--|---|
| Dielectric Withstand Voltage, RMS, contact-to-contact | 1,000 Vac @ 60 Hz |
| Insulation Resistance, minimum | 500 MOhm |
| PoE Durability | Supports IEEE 802.3bt Type 4 (90 W) applications greater than 3000 plug to jack mating cycles |

Material Specifications

| | |
|------------------------------------|--|
| Contact Plating Material | Precious metals |
| Material Type | Copper alloy High-impact, flame retardant, thermoplastic |
| Termination Contact Plating | Nickel |

Mechanical Specifications

| | |
|--------------------------------------|--------------------------------|
| Plug Retention Force, minimum | 133 N 29.9 lbf |
| Plug to Jack Mating Cycles | Complies to IEC 60603-7 series |

Environmental Specifications

| | |
|------------------------------|--------------------------------------|
| Operating Temperature | -10 °C to +60 °C (+14 °F to +140 °F) |
| Storage Temperature | -40 °C to +70 °C (-40 °F to +158 °F) |
| Relative Humidity | Up to 95%, non-condensing |
| Flammability Rating | UL 94 V-0 |
| Safety Standard | UL cUL |

Regulatory Compliance/Certifications

| Agency | Classification |
|---------------|--|
| ISO 9001:2015 | Designed, manufactured and/or distributed under this quality management system |