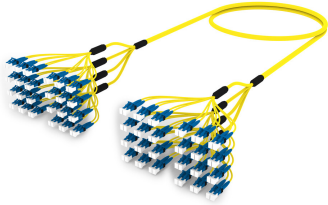


ALGLCLCCH

Base Product



Ultra Low Loss ULL TeraSPEED® LC/UPC to LC/UPC Ruggedized fanout Cable, 48-Fiber, Plenum, 12 fiber PmP 2.0 mm Dca, Method A

Product Classification

Regional Availability	Asia Australia/New Zealand Europe Latin America Middle East/Africa North America
Portfolio	CommScope®
Product Type	Ruggedized fanout
Product Brand	SYSTIMAX ULL
Ordering Note	For additional jacket colors, please contact a CommScope Sales Representative For lengths greater than 999 ft (304 m), orders must be in meters Minimum length may vary based on cable configuration

General Specifications

Color, boot A	Blue
Color, connector A	Blue
Color, boot B	Blue
Color, connector B	Blue
Construction Type	Stranded
Furcation Color	Yellow
Interface, Connector A	LC/UPC
Interface Feature, connector A	ULL
Interface, Connector B	LC/UPC
Interface Feature, connector B	ULL
Jacket Color	Yellow
Polarity	Method A
Fibers per Subunit, quantity	12
Total Fibers, quantity	48

Dimensions

Cable Assembly Length Range (m)	3 – 999
--	---------

ALGLCLCCH

Cable Assembly Length Range (ft) 8 – 999

Optical Specifications

Fiber Mode Singlemode

Fiber Type G.657.A2, TeraSPEED®

Environmental Specifications

Operating Temperature -10 °C to +60 °C (+14 °F to +140 °F)

EN50575 CPR Cable EuroClass Fire Performance Dca

Environmental Space Indoor | Plenum


Regulatory Compliance/Certifications

Agency	Classification
ANATEL	Compliant
CHINA-ROHS	Below maximum concentration value
ISO 9001:2015	Designed, manufactured and/or distributed under this quality management system
REACH-SVHC	Compliant as per SVHC revision on www.commscope.com/ProductCompliance
ROHS	Compliant
UK-ROHS	Compliant



Included Products

- 760249008
P-048-MP-8G1-F12YL/20T – Fiber indoor cable, Plenum MPO Trunk, 48 fiber multi-unit with 12 fiber subunits, Singlemode G. 657.A2/B2, Feet jacket marking, Yellow jacket color, Light Duty
- 860637435 – LC/UPC Connector, Singlemode, Blue, Short Boot



Fiber indoor cable, Plenum MPO Trunk, 48 fiber multi-unit with 12 fiber subunits, Singlemode G.657.A2/B2, Feet jacket marking, Yellow jacket color, Light Duty

Product Classification

Regional Availability	Asia Australia/New Zealand Latin America Middle East /Africa North America
Portfolio	CommScope®
Product Type	Fiber indoor cable
Product Series	P-MP

General Specifications

Cable Type	MPO trunk cable
Construction Type	Non-armored
Subunit Type	Gel-free
Jacket Color	Yellow
Jacket Marking	Feet
Subunit, quantity	4
Fibers per Subunit, quantity	12
Total Fiber Count	48

Dimensions

Buffer Tube/Subunit Diameter	2 mm 0.079 in
Diameter Over Jacket	7.7 mm 0.303 in

Representative Image



Mechanical Specifications

Minimum Bend Radius, loaded	116 mm 4.567 in
Minimum Bend Radius, unloaded	77 mm 3.031 in
Tensile Load, long term, maximum	200 N 44.962 lbf
Tensile Load, short term, maximum	667 N 149.948 lbf
Compression	10 N/mm 57.101 lb/in
Compression Test Method	FOTP-41 IEC 60794-1 E3
Flex	300 cycles
Flex Test Method	FOTP-104 IEC 60794-1 E6
Impact	0.74 N-m 6.55 in lb
Impact Test Method	FOTP-25 IEC 60794-1 E4
Strain	See long and short term tensile loads
Strain Test Method	FOTP-33 IEC 60794-1 E1
Twist	10 cycles
Twist Test Method	FOTP-85 IEC 60794-1 E7
Vertical Rise, maximum	316 m 1,036.745 ft

Optical Specifications

Fiber Type	G.657.A2/B2 G.657.A2/B2
-------------------	---------------------------

Environmental Specifications

Installation temperature	0 °C to +70 °C (+32 °F to +158 °F)
---------------------------------	------------------------------------

760249008 | P-048-MP-8G1-F12YL/20T

Operating Temperature	0 °C to +70 °C (+32 °F to +158 °F)
Storage Temperature	-40 °C to +70 °C (-40 °F to +158 °F)
Cable Qualification Standards	ANSI/ICEA S-83-596 Telcordia GR-409
Environmental Space	Plenum
Flame Test Listing	NEC OFNP (ETL) and c(ETL)
Flame Test Method	NFPA 130 NFPA 262

Environmental Test Specifications


Heat Age	0 °C to +85 °C (+32 °F to +185 °F)
Heat Age Test Method	IEC 60794-1 F9
Low High Bend	0 °C to +70 °C (+32 °F to +158 °F)
Low High Bend Test Method	FOTP-37 IEC 60794-1 E11
Temperature Cycle	0 °C to +70 °C (+32 °F to +158 °F)
Temperature Cycle Test Method	FOTP-3 IEC 60794-1 F1

Packaging and Weights

Cable weight	65 kg/km 43.678 lb/kft
---------------------	--------------------------

* Footnotes

Operating Temperature Specification applicable to non-terminated bulk fiber cable



LC/UPC Connector, Singlemode, Blue, Short Boot

Product Classification

Regional Availability	Asia Australia/New Zealand EMEA Latin America North America
Portfolio	CommScope®
Product Type	Fiber connector

General Specifications

Color, boot	Blue
Color, housing	Blue
Interface	LC/UPC

Dimensions

Length	41.6 mm 1.638 in
---------------	--------------------

Material Specifications

Ferrule Material	Zirconia
-------------------------	----------

Mechanical Specifications

Cable Retention Strength, maximum	11.24 lb @ 0 °
--	----------------

Optical Specifications

Fiber Mode	Singlemode
Insertion Loss Change, mating	0.2 dB
Optical Components Standard	ANSI/TIA-568. 3-D IEC 61753-1
Insertion Loss Change, temperature	0.3 dB
Insertion Loss, maximum	0.25 dB
Return Loss, minimum	55 dB

Regulatory Compliance/Certifications

860637435

Agency

CHINA-ROHS

ROHS

UK-ROHS

**Classification**

Below maximum concentration value

Compliant

Compliant

*** Footnotes****Insertion Loss Change, mating**

TIA-568: Maximum insertion loss change after 500 matings

Insertion Loss Change, temperature

Maximum insertion loss change from -10 °C to +60 °C (+14 °F to +140 °F)