

NOTES:
 1. HOT-DIPPED GALVANIZED PER ASTM A123.
 2. 1/2" BOLTS CAN BE INSTALLED IN EITHER 9/16" OR 11/16" HOLES OF TES-SS-PLK7 OR TES-SS-PLK7Q COLLAR MOUNTS.

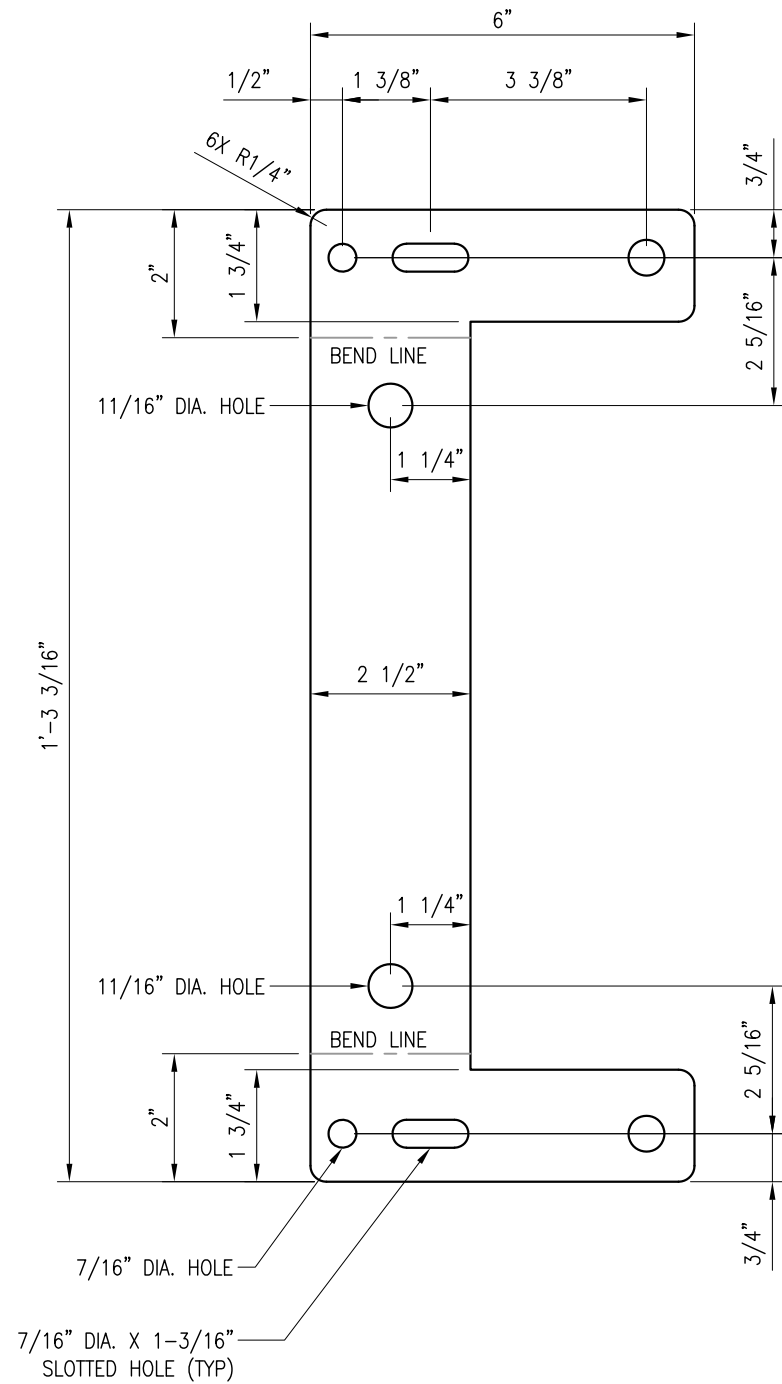
TES-SS-MSK10 (WIRE ROPE MOUNTING BRACKET)					
ITEM NO.	QTY.	PART NO.	DESCRIPTION	SHEET #	WT
1	1	PL-CM	PL 3/16" X 6 1/2" X 2'-0 1/2" A36	MSK10-F1	2.7
2	2	---	BOLT 1/2" X 1 3/4" A325	---	0.4
3	2	FW-500	1/2" HDG USS FLAT WASHER	---	2
4	2	LW-500	1/2" HDG LOCK WASHER	---	0
5	2	NUT-500	1/2" HDG HEX NUT	---	2
6	4	---	BOLT 3/8" X 1 1/2" FULL THREAD SAE GR 5	---	0
7	4	FW-375	3/8" HDG USS FLAT WASHER	---	0
8	4	LW-375	3/8" HDG LOCK WASHER	---	0
9	4	NUT-375	3/8" HDG HEX NUT	---	0
GALVANIZED WT					7

DRAWN BY: PF CHECKED BY: KW/SK

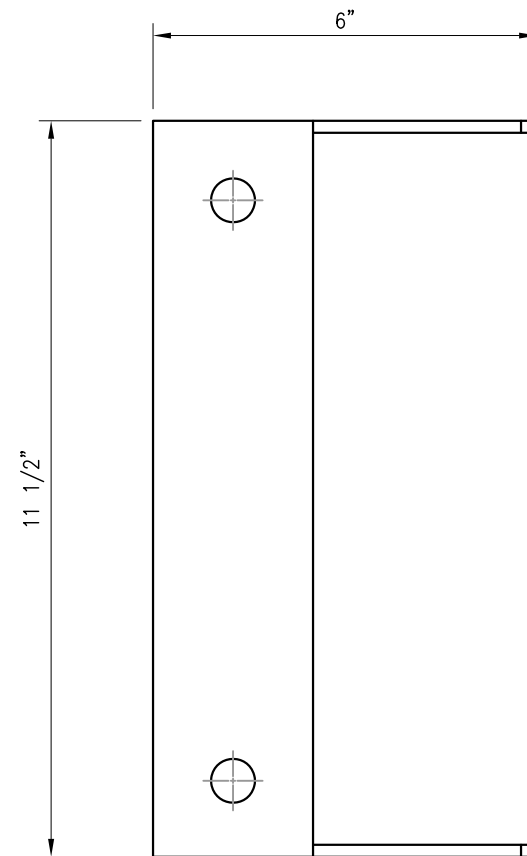
REV.	DESCRIPTION	BY	DATE
△	FIRST ISSUE	PF	07/18/23
△			
△			
△			

SHEET TITLE:
 TES-SS-MSK10
 WIRE ROPE MOUNTING
 BRACKET

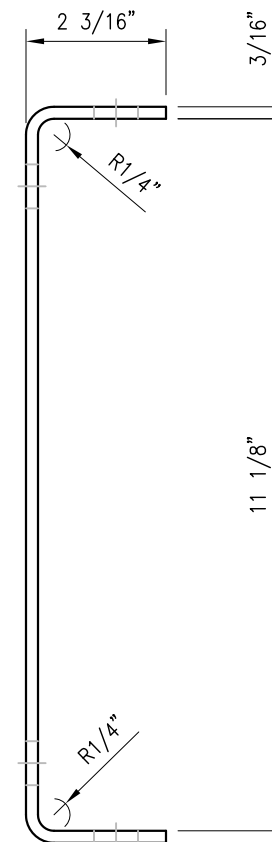
SHEET NUMBER: TES-SS-MSK10 REV #: 0



PL-CM
 PL 3/16" X 6 1/2" X 2'-0 1/2" A36
 (2.7 LBS)



FRONT VIEW



SIDE VIEW

BENDING DETAIL

- NOTES:
1. ALL HOLES ARE 9/16" DIA. U.N.O
 2. HOT-DIPPED GALVANIZED PER ASTM A123.

DRAWN BY: PF CHECKED BY: KW/SK

REV.	DESCRIPTION	BY	DATE
1	FIRST ISSUE	PF	07/18/23

SHEET TITLE:

FABRICATION DETAILS

SHEET NUMBER: REV #:

MSK10-F1 0