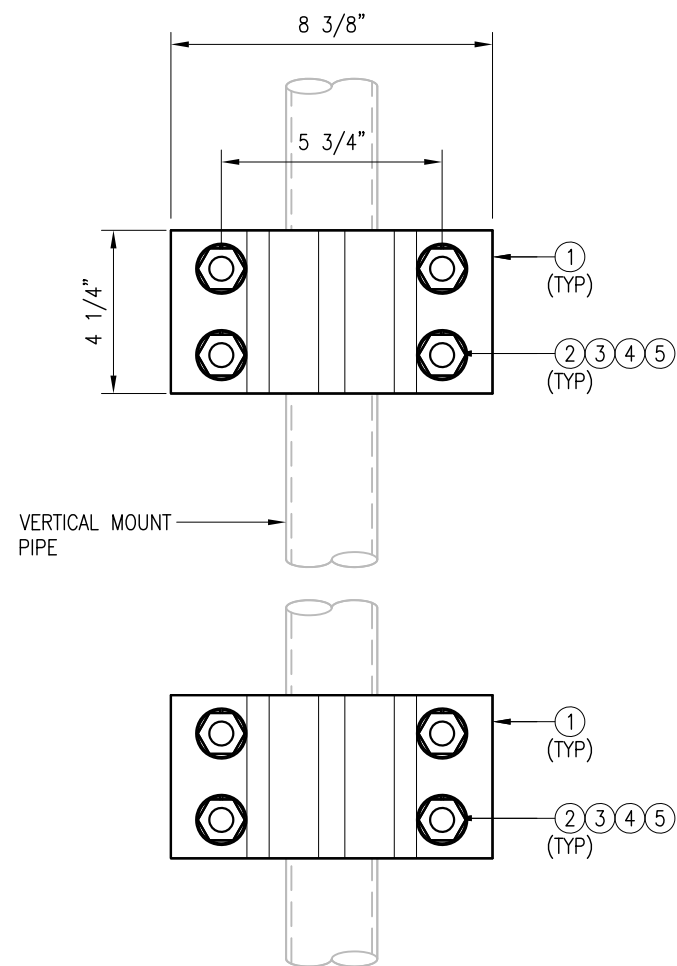
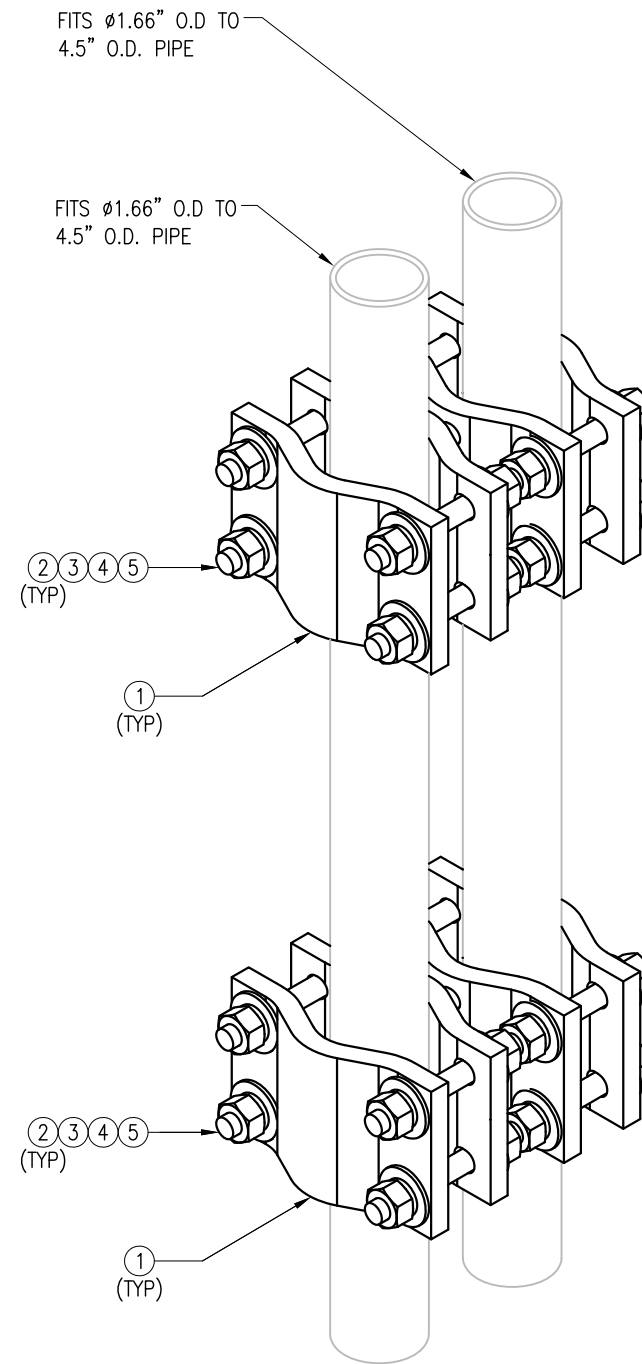


PIPE TO PIPE CLAMPS
PLAN VIEW



SECTION "A-A"

- NOTES:
1. ALL HOLES ARE 11/16" DIA. U.N.O
 2. HOT-DIPPED GALVANIZED PER ASTM A123.
 3. FIT UP TO 4.5" O.D. PIPE



PIPE TO PIPE CLAMPS
ISOMETRIC VIEW

TES-SS-MSK3D (PIPE TO PIPE CLAMPS)					
ITEM NO.	QTY.	PART NO.	DESCRIPTION	SHEET #	WT
1	8	V-CLAMP	PL 1/2" X 4 1/4" X 8 5/8" A36 BEND PLATE	MSK3D-F1	42
2	8	---	THREADED ROD 5/8" DIA. X 1'-0" Fy=36 KSI HDG	---	--
3	32	FW-625	5/8" HDG USS FLAT WASHER	---	3
4	32	LW-625	5/8" HDG LOCK WASHER	---	1
5	32	NUT-625	5/8" HDG HEX NUT	---	4
GALVANIZED WT					42

DRAWN BY: JM CHECKED BY: KW/

REV. DESCRIPTION BY DATE
 △ FIRST ISSUE JM 07/19/23

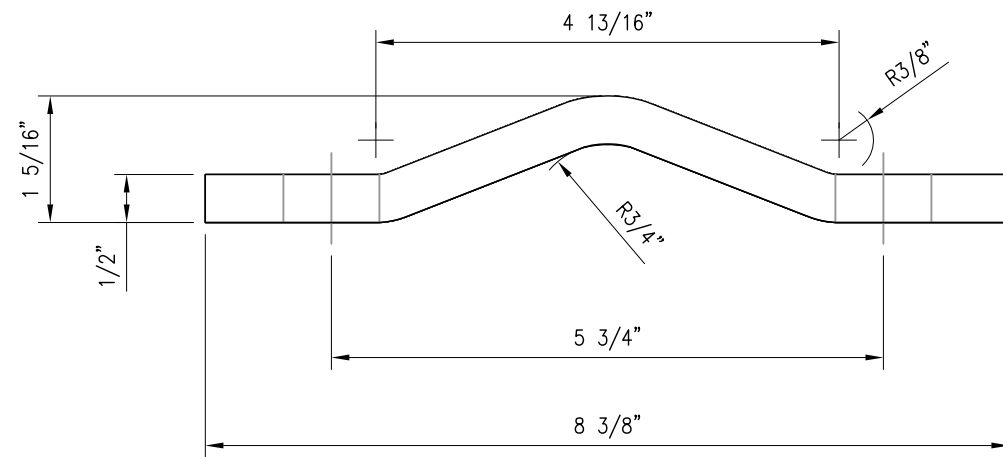
△
 △
 △
 △

SHEET TITLE:

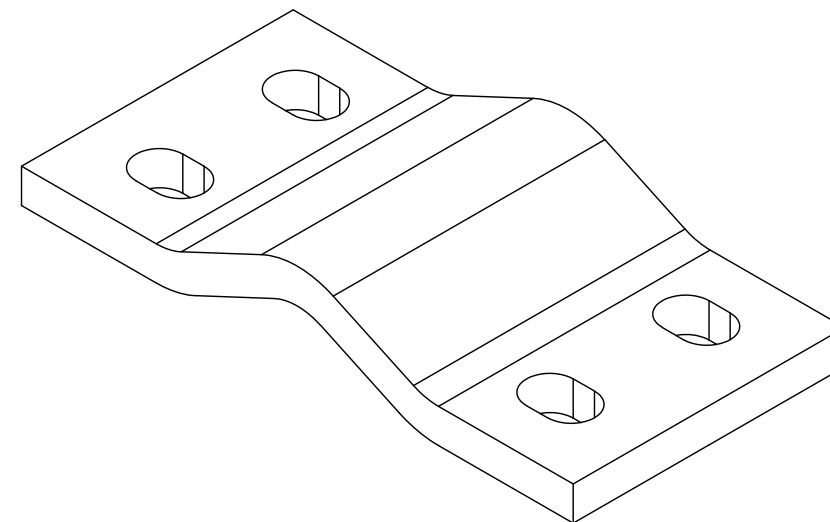
TES-SS-MSK3D
 PIPE TO PIPE CLAMPS

SHEET NUMBER: REV #:

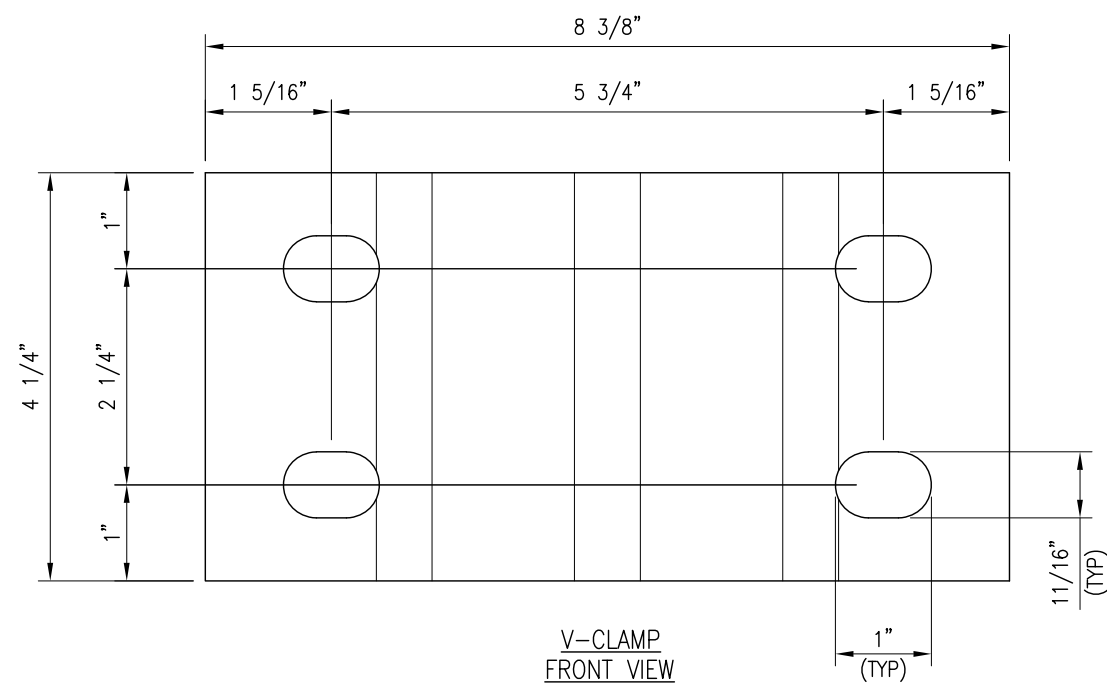
TES-SS-MSK3D 0



V-CLAMP
TOP VIEW



V-CLAMP
ISOMETRIC VIEW



V-CLAMP
FRONT VIEW

V-CLAMP
PL 1/2" X 4 1/4" X 8 5/8" A36 BENT PLATE

NOTES:
1. HOT-DIPPED GALVANIZED PER ASTM A123.

DRAWN BY: JM CHECKED BY: KW/

REV.	DESCRIPTION	BY	DATE
△ 1	FIRST ISSUE	JM	07/19/23
△			
△			
△			

SHEET TITLE:

FABRICATION DETAILS

SHEET NUMBER: MSK3D-F1 REV #: 0