


EGZHHTT-65B-R6



14-port sector antenna, 2x 694-862 (R1), 2x 880-960 (R2), 2x 1427-2690 (Y2), 4x 1695-2180 (B1-B2), 4x 2490-2690 (Y1 & Y3) MHz, 65° HPBW, 6x RET. Y1 & Y3 share a common RET

- All Internal RET actuators are connected in “Cascaded SRET” configuration
- Supports re-configurable antenna sharing capability enabling control of the internal RET system using up to two separate RET compatible OEM radios
- Retractable tilt indicator rods

General Specifications

Antenna Type	Sector
Band	Multiband
Color	Light Gray (RAL 7035)
Grounding Type	RF connector inner conductor and body grounded to reflector and mounting bracket
Performance Note	Outdoor usage
Radome Material	Fiberglass, UV resistant
Reflector Material	Aluminum
RF Connector Interface	4.3-10 Female
RF Connector Location	Bottom
RF Connector Quantity, mid band	10
RF Connector Quantity, low band	4
RF Connector Quantity, total	14

Remote Electrical Tilt (RET) Information

RET Hardware	CommRET v2
RET Interface	8-pin DIN Female 8-pin DIN Male
RET Interface, quantity	2 female 2 male
Input Voltage	10–30 Vdc
Internal RET	Low band (2) Mid band (4)
Power Consumption, active state, maximum	8 W
Power Consumption, idle state, maximum	1 W
Protocol	3GPP/AISG 2.0

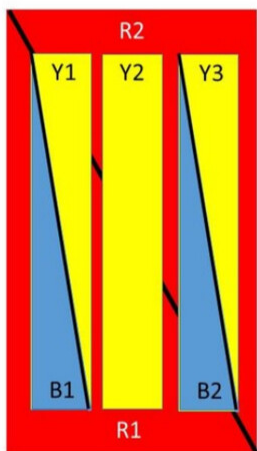
EGZHHTT-65B-R6

Dimensions

Width	395 mm 15.551 in
Depth	228 mm 8.976 in
Length	1980 mm 77.953 in
Net Weight, antenna only	39.5 kg 87.082 lb

Array Layout

Array Layout




Array	Freq (MHz)	Conns	RET (SRET)	AISG RET UID
R1	694-862	1-2	1	CPxxxxxxxxxxxxxxxxR1
R2	880-960	3-4	2	CPxxxxxxxxxxxxxxxxR2
B1	1695-2180	5-6	3	CPxxxxxxxxxxxxxxxxB1
B2	1695-2180	7-8	4	CPxxxxxxxxxxxxxxxxB2
Y1	2490-2690	9-10	5	CPxxxxxxxxxxxxxxxxY1
Y3	2490-2690	13-14		
Y2	1427-2690	11-12	6	CPxxxxxxxxxxxxxxxxY2

Left
Bottom
Right

(Sizes of colored boxes are not true depictions of array sizes)

Port Configuration

EGZHHTT-65B-R6



Electrical Specifications

Impedance	50 ohm
Operating Frequency Band	1427 – 2690 MHz 1695 – 2180 MHz 2490 – 2690 MHz 694 – 862 MHz 880 – 960 MHz
Polarization	±45°
Total Input Power, maximum	800 W @ 50 °C

Electrical Specifications

Frequency Band, MHz	698–806	790–862	880–960	1695–1990	1920–2180	2490–2690
Beamwidth, Horizontal, degrees	66	64	64	68	61	59
Beamwidth, Vertical, degrees	12	11.2	10.2	5.3	4.9	4.3
Beam Tilt, degrees	2–14	2–14	2–14	2–12	2–12	2–12
USLS (First Lobe), dB	16	17	16	16	16	21
Front-to-Back Ratio at 180°, dB	31	34	32	33	35	29
Front-to-Back Total Power at 180° ± 30°, dB	26	25	23	24	26	24
CPR at Boresight, dB	16	16	15	18	18	16
CPR at Sector, dB	10	10	8	6	5	9

EGZHHTT-65B-R6

Isolation, Cross Polarization, dB	28	28	28	28	28	28
Isolation, Inter-band, dB	28	28	28	28	28	28
VSWR Return loss, dB	1.5 14.0	1.5 14.0	1.5 14.0	1.5 14.0	1.5 14.0	1.5 14.0
PIM, 3rd Order, 2 x 20 W, dBc	-150	-150	-150	-150	-150	-150
Input Power per Port at 50°C, maximum, watts	300	300	300	250	250	200

Electrical Specifications, BASTA

Frequency Band, MHz	698–806	790–862	880–960	1695–1990	1920–2180	2490–2690
Gain by all Beam Tilts, average, dBi	14.6	14.8	14.8	17.3	17.9	17.7
Gain by all Beam Tilts Tolerance, dB	±0.3	±0.2	±0.4	±0.6	±0.5	±0.6
Beamwidth, Horizontal Tolerance, degrees	±1.9	±1.5	±1.7	±3.4	±7.6	±6
Beamwidth, Vertical Tolerance, degrees	±0.8	±0.6	±0.6	±0.4	±0.3	±0.2
USLS, beampeak to 20° above beampeak, dB	16	17	16	16	15	16

Electrical Specifications

Frequency Band, MHz	1427–1518	1695–1990	1920–2300	2300–2500	2490–2690
Beamwidth, Horizontal, degrees	64	68	60	53	59
Beamwidth, Vertical, degrees	7	5.8	5.2	4.6	4.3
Beam Tilt, degrees	2–12	2–12	2–12	2–12	2–12
USLS (First Lobe), dB	18	15	16	18	16
Front-to-Back Ratio at 180°, dB	32	35	35	32	33
Front-to-Back Total Power at 180° ± 30°, dB	26	29	28	28	28
CPR at Boresight, dB	20	20	21	21	24
CPR at Sector, dB	6	8	7	5	5
Isolation, Cross Polarization, dB	28	28	28	28	28
Isolation, Inter-band, dB	28	28	28	28	28
VSWR Return loss, dB	1.5 14.0	1.5 14.0	1.5 14.0	1.5 14.0	1.5 14.0
PIM, 3rd Order, 2 x 20 W, dBc	-150	-150	-150	-150	-150

EGZHHTT-65B-R6

Input Power per Port at 50°C, maximum, watts	250	250	250	200	200
---	-----	-----	-----	-----	-----

Electrical Specifications, BASTA

Frequency Band, MHz	1427–1518	1695–1990	1920–2300	2300–2500	2490–2690
Gain by all Beam Tilts, average, dBi	16.2	17	18	18.5	18.1
Gain by all Beam Tilts Tolerance, dB	±0.3	±0.7	±0.7	±0.5	±0.8
Beamwidth, Horizontal Tolerance, degrees	±3.7	±6.4	±5.8	±9.3	±6.4
Beamwidth, Vertical Tolerance, degrees	±0.3	±0.5	±0.5	±0.2	±0.3
USLS, beampeak to 20° above beampeak, dB	17	14	15	15	13

Mechanical Specifications

Wind Loading @ Velocity, frontal	398.0 N @ 150 km/h (89.5 lbf @ 150 km/h)
Wind Loading @ Velocity, lateral	290.0 N @ 150 km/h (65.2 lbf @ 150 km/h)
Wind Loading @ Velocity, maximum	681.0 N @ 150 km/h (153.1 lbf @ 150 km/h)
Wind Loading @ Velocity, rear	409.0 N @ 150 km/h (91.9 lbf @ 150 km/h)
Wind Speed, maximum	241 km/h (150 mph)

Packaging and Weights

Width, packed	505 mm 19.882 in
Depth, packed	386 mm 15.197 in
Length, packed	2123 mm 83.583 in
Weight, gross	56 kg 123.459 lb

Regulatory Compliance/Certifications

Agency	Classification
CHINA-ROHS	Above maximum concentration value
ISO 9001:2015	Designed, manufactured and/or distributed under this quality management system
ROHS	Compliant/Exempted
UK-ROHS	Compliant/Exempted



EGZHHTT-65B-R6

Included Products

- BSAMNT-3 – Wide Profile Antenna Downtilt Mounting Kit for 2.4 - 4.5 in (60 - 115 mm) OD round members. Kit contains one scissor top bracket set and one bottom bracket set.

* Footnotes

Performance Note Severe environmental conditions may degrade optimum performance

BSAMNT-3



Wide Profile Antenna Downtilt Mounting Kit for 2.4 - 4.5 in (60 - 115 mm) OD round members. Kit contains one scissor top bracket set and one bottom bracket set.

Product Classification

Product Type Downtilt mounting kit

General Specifications

Application Outdoor

Color Silver

Dimensions

Compatible Diameter, maximum 115 mm | 4.528 in

Compatible Diameter, minimum 60 mm | 2.362 in

Weight, net 6.2 kg | 13.669 lb

Material Specifications

Material Type Galvanized steel

Packaging and Weights

Included Brackets | Hardware

Packaging quantity 1

Weight, gross 6.4 kg | 14.11 lb

Regulatory Compliance/Certifications

Agency	Classification
CE	Compliant with the relevant CE product directives
CHINA-ROHS	Below maximum concentration value
ISO 9001:2015	Designed, manufactured and/or distributed under this quality management system
REACH-SVHC	Compliant as per SVHC revision on www.commscope.com/ProductCompliance
ROHS	Compliant
UK-ROHS	Compliant

BSAMNT-3

