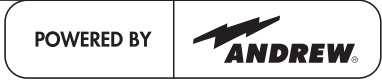


Cold Shrink Kit CS-PWRCN
 Cold Shrink Kit for Power Cable Connector
 Bulletin 7717866 Rev. A-JC | Page 1 of 2



Andrew Institute offers installation training.

1

Hold Shrink sleeve at a comfortable angle and pull the plastic tab until the front end of the plastic is removed and is even with the shrink sleeve (as is shown in 1b).

1b

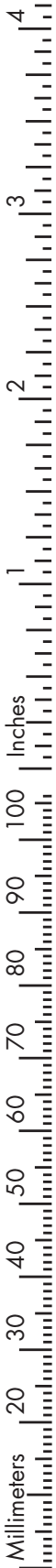
Plastic has been removed and is now even with the front edge of the shrink tube.


2

Slide the shrink sleeve over power cable connector assembly making sure the plastic tab pull is oriented away from the power cord. Then connect the power connector to the RRU.

3

Slide the shrink sleeve forward over the connector assembly. Make sure the Cold Shrink is FLUSH against the connector cabinet. Hold the Cold Shrink in place over the connector to keep the sleeve from slipping. Your hand should be over the cold shrink and holding it in place against the cabinet as you start pulling the plastic tab away. Pull the plastic away until the Cold Shrink is fully deployed over the connector and cable (as shown in figure 4 on page 2).





CommScope

1100 CommScope Place SE P.O. Box 339, Hickory, NC 28603-0339
(828) 324-2200 (800) 982-1708
www.commscope.com/andrew

Customer Service 24 hours

North America: +1-800-255-1479 (toll free)
Any country: +1-779-435-6500
email: acicustomersupportcenter@commscope.com

Notice: CommScope disclaims any liability or responsibility for the results of improper or unsafe installation, inspection, maintenance, or removal practices.

Aviso: CommScope no acepta ninguna obligación ni responsabilidad como resultado de prácticas incorrectas o peligrosas de instalación, inspección, mantenimiento o retiro.

Avis: CommScope décline toute responsabilité pour les conséquences de procédures d'installation, d'inspection, d'entretien ou de retrait incorrectes ou dangereuses.

Hinweis: CommScope lehnt jede Haftung oder Verantwortung für Schäden ab, die aufgrund unsachgemäßer Installation, Überprüfung, Wartung oder Demontage auftreten.

Atenção: A CommScope abdica do direito de toda responsabilidade pelos resultados de práticas inadequadas e sem segurança de instalação, inspeção, manutenção ou remoção.

Avvertenza: CommScope declina eventuali responsabilità derivanti dall'esecuzione di procedure di installazione, ispezione, manutenzione e smontaggio improprie o poco sicure.

注意: CommScope 公司申明對於不恰當或不安全的安裝、檢驗、維修或拆卸操作所導致的後果不負任何義務和責任