

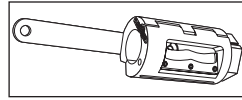
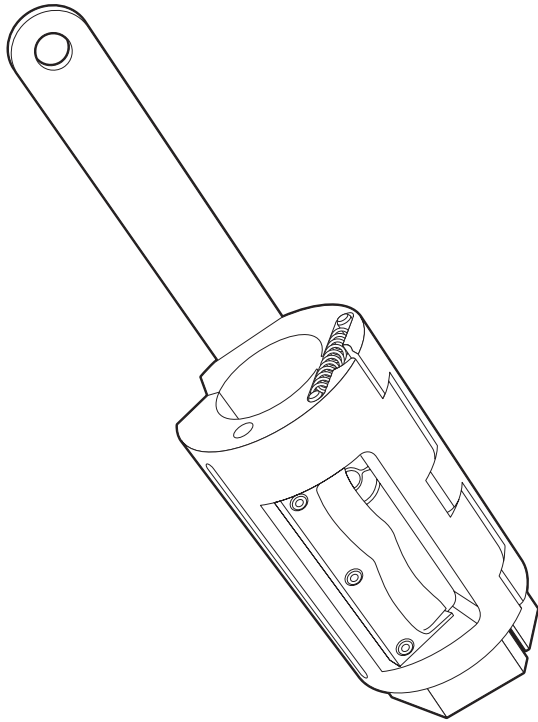


# Installation Instructions

## Jacket Stripping Tool for LDF and VXL Style Cables

Andrew Institute offers installation training.



Part number	Nominal cable size	Replacement blade kits
GKT-F4A	1/2"	GKT-BKF4A
GKT-58A	5/8"	GKT-BK58
GKT-L4A	1/2"	GKT-BK512
GKT-78A	7/8"	GKT-BK512
GKT-114A	1-1/4"	GKT-BK67
GKT-158A	1-5/8"	GKT-BK67

**Note:** These tools are designed for use with CSGL-series & SGL-series grounding kits. GKT-series tools remove 2.25" of jacketing and accommodate SGL-series grounding kits.

Part number	Nominal cable size	Replacement blade kits
GKT-L4SG	1/2"	GBK-SG1278
GKT-78SG	7/8"	GBK-SG1278
GKT-114SG	1 1/4"	GBK-SG114158
GKT-158SG	1 5/8"	GBK-SG114158

**Note:** These tools are designed for use with SG-series & CSG-series grounding kits. GKT-SG series tools remove 1.5" of jacketing and accommodate SG-series grounding kits.

**NOTE.** The cable must be straight before using the tool.



**CAUTION.** Be careful when handling the Jacket Stripping Tool to avoid accidental contact with the cutter blade.

**HINWEIS:** Das Kabel muss gerade sein, bevor Sie das Werkzeug benutzen.



**VORSICHT:** Gehen Sie vorsichtig mit dem Abmantlungswerkzeug um, um Verletzungen durch Berühren der Klinge zu vermeiden.

**NOTA.** El cable debe disponerse rectilíneo antes de utilizar la herramienta.



**PRECAUCIÓN.** Tener cuidado al manejar la Jacket Stripping Tool (herramienta desforadora) para evitar un contacto accidental con la cuchilla de corte.

**NOTA.** Prima di utilizzare l'attrezzo occorre raddrizzare il cavo.



**ATTENZIONE.** Nel maneggiare lo spelacavo fare attenzione ad evitare il contatto accidentale con la lama dell'attrezzo.

**NOTE -** Vérifier que le câble est droit avant d'utiliser l'outil.



**ATTENTION -** Prenez soin d'éviter tout contact accidentel avec la lame lorsque vous utilisez cet outil.

**NOTA.** O cabo deve estar reto antes de se usar a ferramenta.

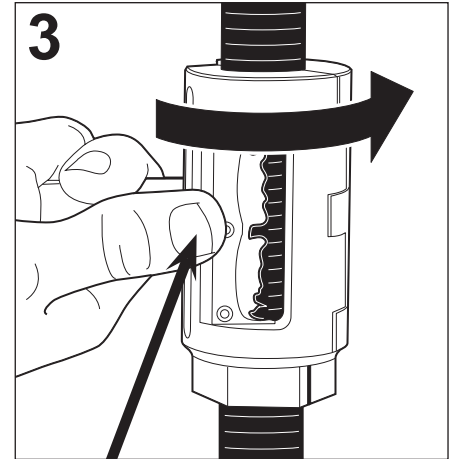
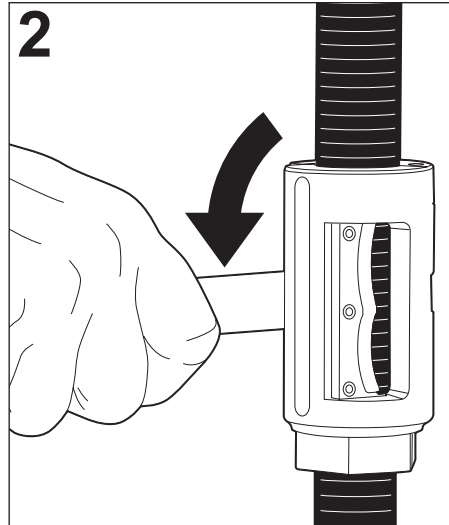
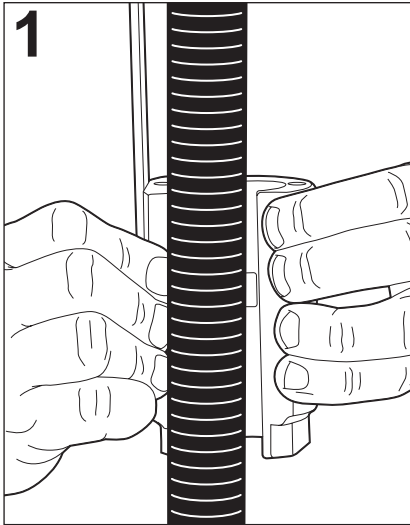


**ATENÇÃO.** Tome cuidado ao manusear a Ferramenta que retira a capa do cabo para evitar contato acidental com a lâmina de corte.

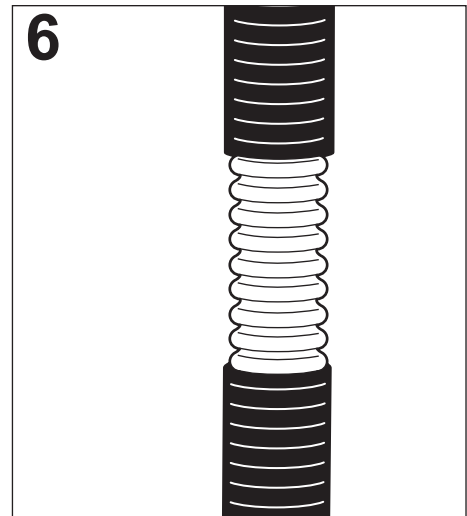
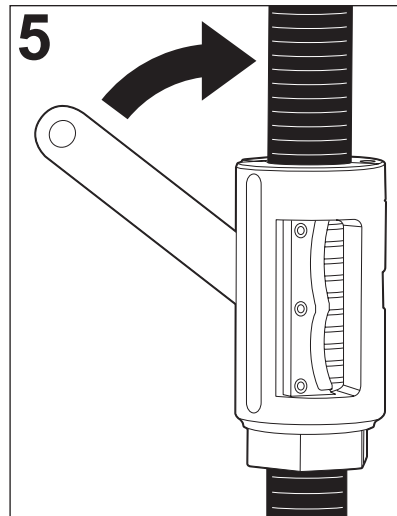
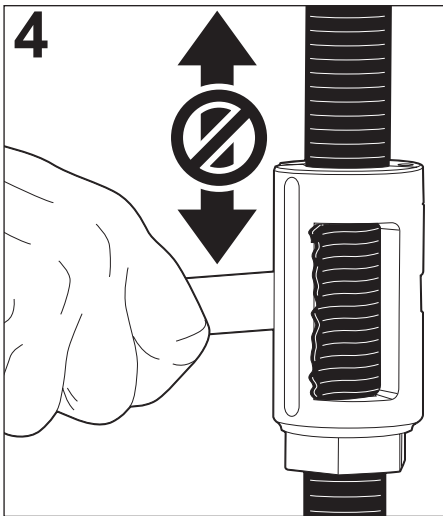
注 意：使用前请将电缆拉直。



警告：使用电缆剥皮工具时，请小心，以防碰到切割刀片，发生意外。



Press firmly here  
 Presionar firmemente aquí  
 Appuyer fermement ici  
 Hier fest niederdrücken  
 Premere qui con decisione  
 Pressione firmemente aqui  
 请用力压此处



**Note:** GKT-series tools remove 2.25" of jacketing and accommodate SGL-series grounding kits.

**Note:** GKT-SG series tools remove 1.5" of jacketing and accommodate SG-series grounding kits.

**Andrew Wireless Solutions**

**Customer Service 24 hours**

U.S.A., Canada, Mexico:  
 for HELIAX® AVA Cables call 1-800-255-1479  
 for HELIAX® SFX, FXL Cables call 1-888-235-5732  
 U.K.: 0800 250055  
 Other Europe: +44 592 782 612

[www.commscope.com](http://www.commscope.com)

Visit our Web site at [www.commscope.com](http://www.commscope.com) or contact your local Andrew Wireless Solutions representative for more information.

© 2009 CommScope, Inc. All rights reserved.  
 Andrew Wireless Solutions is a trademark of CommScope. All trademarks identified by ® or ™ are registered trademarks or trademarks, respectively, of CommScope. This document is for planning purposes only and is not intended to modify or supplement any specifications or warranties relating to Andrew Wireless Solutions products or services.

Notice: Andrew disclaims any liability or responsibility for the results of improper or unsafe installation, inspection, maintenance, or removal practices.

Aviso: Andrews no acepta ninguna obligación ni responsabilidad como resultado de prácticas incorrectas o peligrosas de instalación, inspección, mantenimiento o retiro.

Avis : Andrew décline toute responsabilité pour les conséquences de procédures d'installation, d'inspection, d'entretien ou de retrait incorrectes ou dangereuses.

Hinweis: Andrew lehnt jede Haftung oder Verantwortung für Schäden ab, die aufgrund unsachgemäßer Installation, Überprüfung, Wartung oder Demontage auftreten.

Atenção: A Andrew abdica do direito de toda responsabilidade pelos resultados de práticas inadequadas e sem segurança de instalação, inspeção, manutenção ou remoção.

Avvertenza: Andrew declina eventuali responsabilità derivanti dall'esecuzione di procedure di installazione, ispezione, manutenzione e smontaggio improprie o poco sicure.

注意：Andrew 公司申明對於不恰當或不安全的安裝、檢驗、維修或拆卸操作所導致的後果不負責任 何義務和責任

