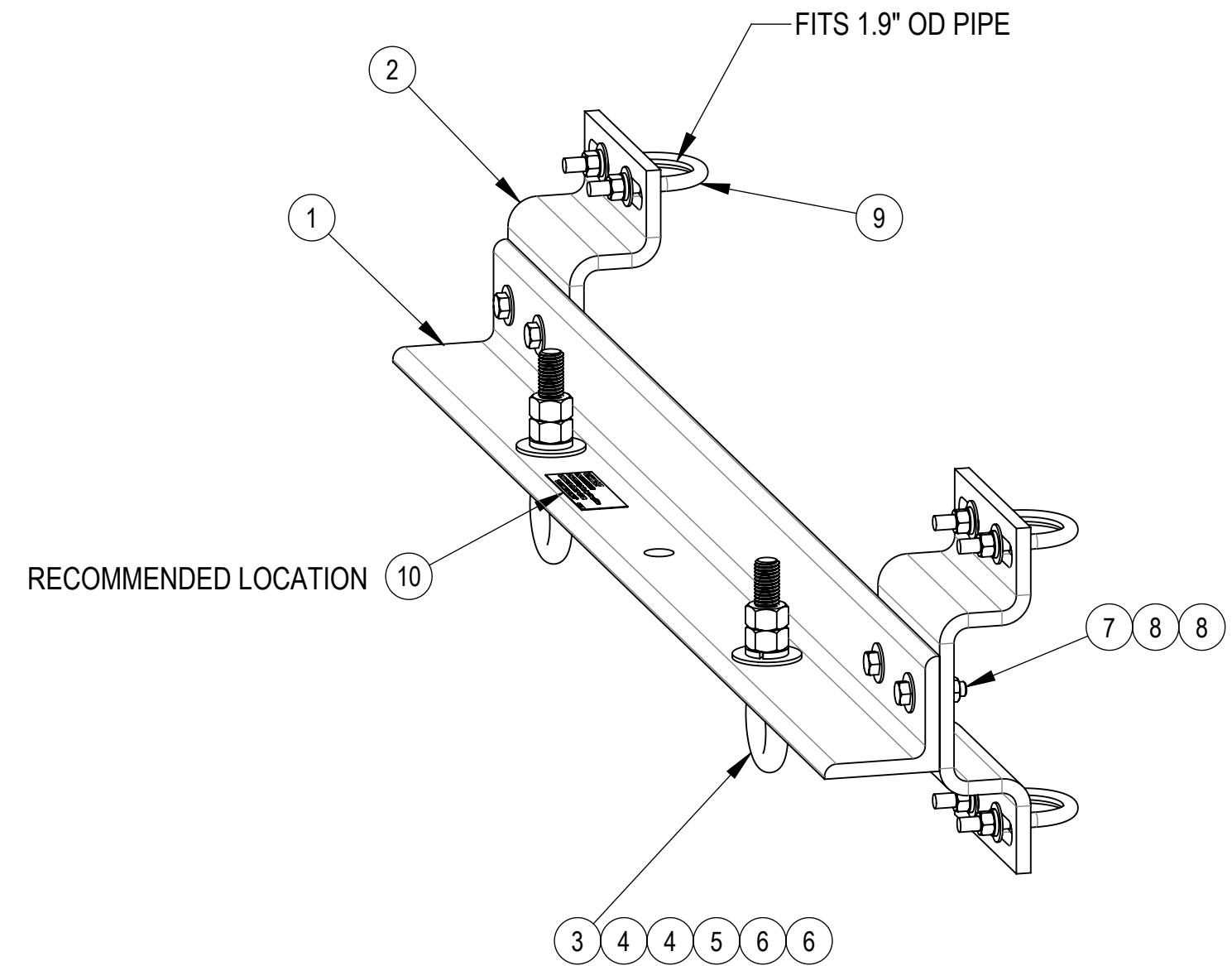
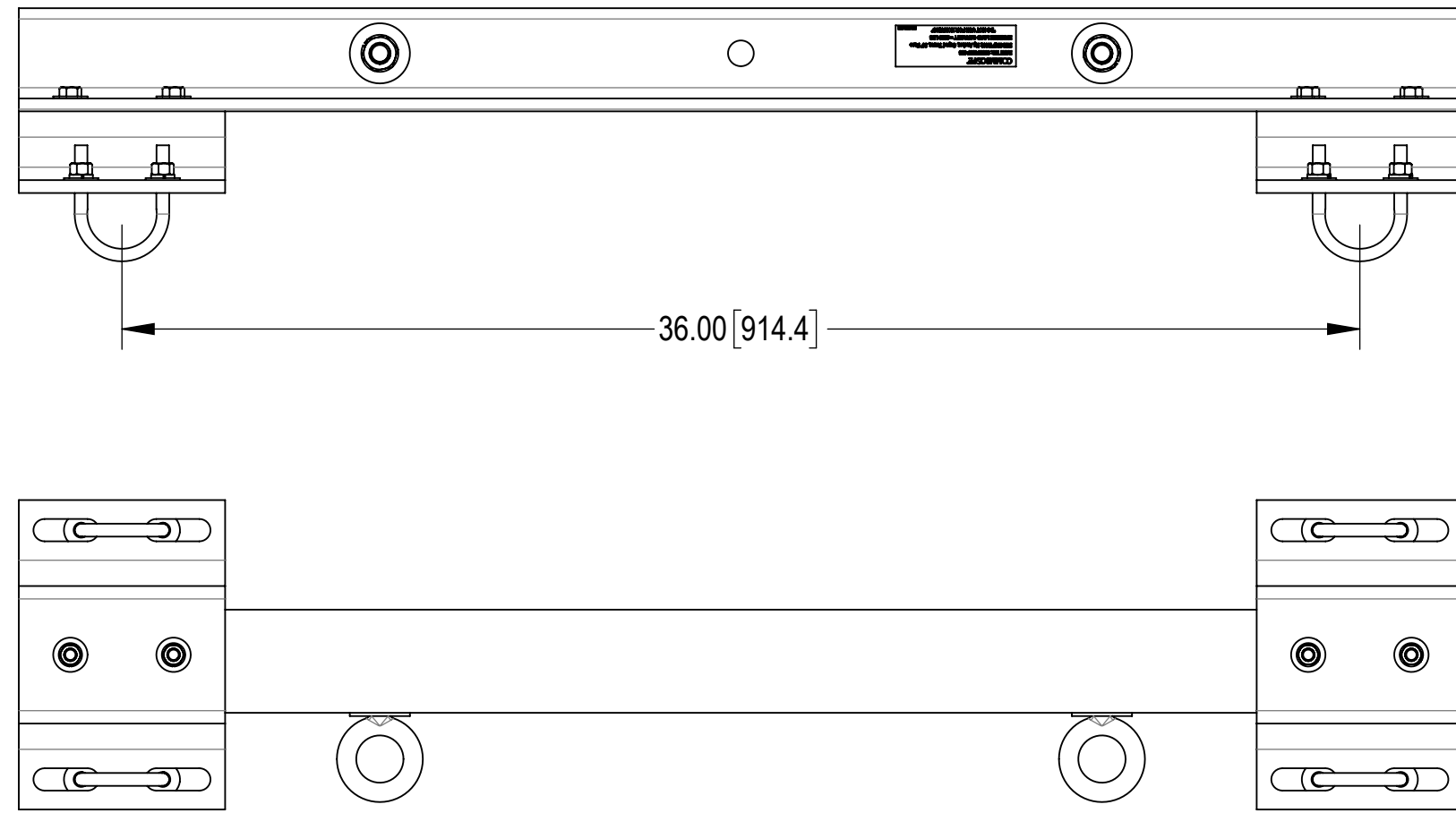
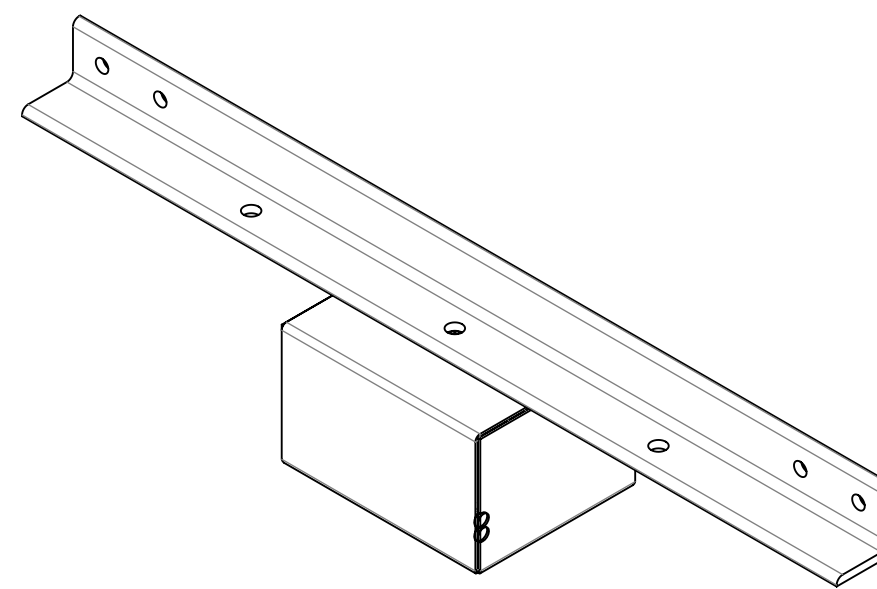


- 1.0 GENERAL NOTES
 1.1 ALL METRIC DIMENSIONS ARE IN BRACKETS [X. X]
 1.2 FOR PATENT INFO: <https://www.cs-pal.com>
 2.0 DESIGN NOTES
 2.1 ANY HAZARDS OR OBSTRUCTIONS TO THE CLIMBING FACILITY AND SAFETY CLIMB MUST BE IDENTIFIED PRIOR TO INSTALLING THE APPURTENANCE. ADDITIONAL PRODUCTS MAY BE REQUIRED TO MAINTAIN THE INTEGRITY OF THE SAFETY CLIMB. DURING INSTALLATION, TEMPORARY AND/OR PERMANENT PRECAUTIONARY MEASURES SHOULD BE TAKEN TO PRESERVE THE CLIMBING FACILITY AND/OR SAFETY CLIMB.
 3.0 MANUFACTURING/SPECIAL REQUIREMENTS
 3.1 TIGHTEN ALL BOLTS SECURING FLAT PLATES BY THE TURN-OF-NUT METHOD. TIGHTEN ALL U-BOLTS USING TURN-OF-NUT METHOD WITH ATTENTION TO LEAVE EQUAL DISTANCE AND EQUAL FORCE ON EACH LEG OF THE U-BOLT.
 4.0 TEST
 5.0 PACKAGING
 5.1 PACKAGING SHALL MEET COMMSCOPE REQUIREMENTS PER DOCUMENT IS-PL-3005
 5.2 PRINTED DOCUMENT TO BE PLACED INSIDE POLYBAG AND THEN IN SHIPPING CONTAINER
 5.3 EXTRA HARDWARE MAYBE SUPPLIED, BAGGED AND SHIPPED

REVISIONS			
REV.	DESCRIPTION	DATE	APPROVED
A	INITIAL RELEASE	LL1090 16NOV23	EB1063 40183094CMO



NOTE: -MAXIMUM LOAD PER EYEBOLT = 1000 LBS
 -MAXIMUM LOAD PER GRIP ANCHOR = 2000 LBS
 -NOT TO BE USED FOR HOISTING
 -COMPETENT PERSON TO MAKE DETERMINATION OF USAGE ON THE STRUCTURE



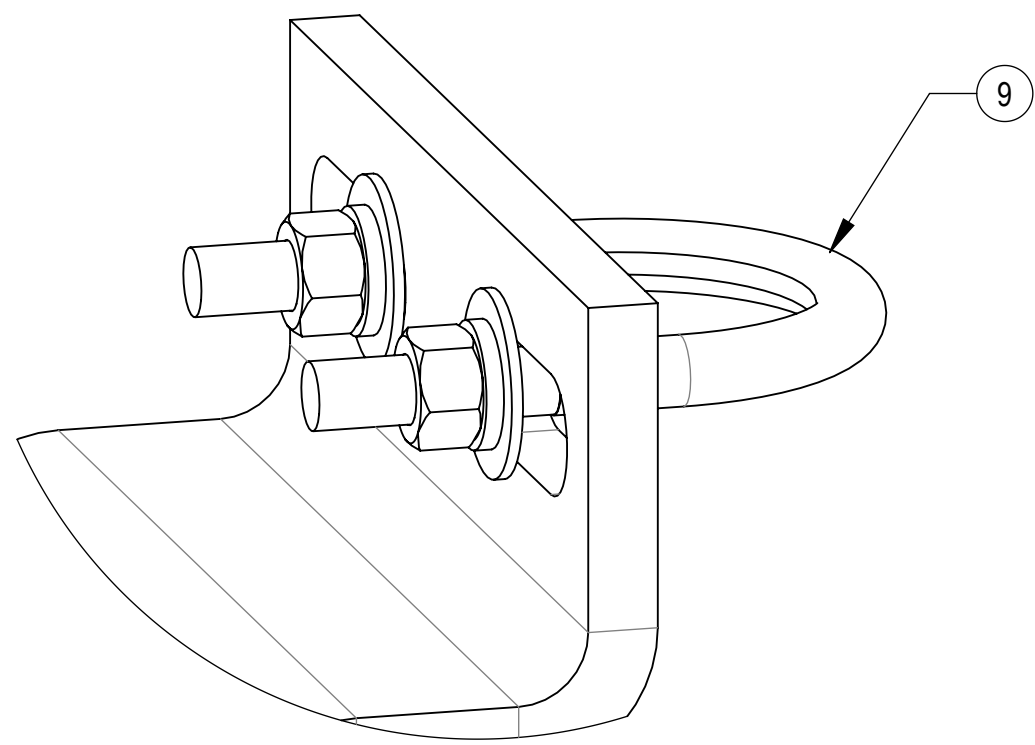
COMPONENT PART NUMBERS PROVIDED FOR ASSEMBLY PURPOSES;
 INDIVIDUAL COMPONENTS MAY BE SHIPPED AS PARTS WITHIN AN INCLUDED KIT.

ITEM NO.	PART NUMBER	DESCRIPTION	QTY.	WEIGHT	NOTE NO.
1	MTC4165-036-00	36 INCH CROSSMEMBER GALVANIZED	1	24.59 LBS	
2	MTC4166-00	STEEL OFFSET BRACKET,GALV	2	7.08 LBS	
3	9674-1	BOLT,EYE,5/8X3,STL,ZN PLD	2	0.08 LBS	
4	GWf-05	5/8" GALV FLAT WASHER, 1.7OD	4	0.06 LBS	
5	GWl-05	5/8" GALV LOCK WASHER	2	0.03 LBS	
6	GN-05	5/8" GALV HEX NUT	4	0.08 LBS	
7	GB-03145	3/8" X 1-1/2" GALV BOLT KIT	4	0.07 LBS	
8	GWf-03	3/8" GALV FLAT WASHER	8	0.01 LBS	
9	GUB3230	3/8" X 2" X 3" GALV U-BOLT	4	0.24 LBS	
10	MTC4165-LAB01	LABEL, HG ANCHOR,GUYED-TOWER,036	1	0.01 LBS	

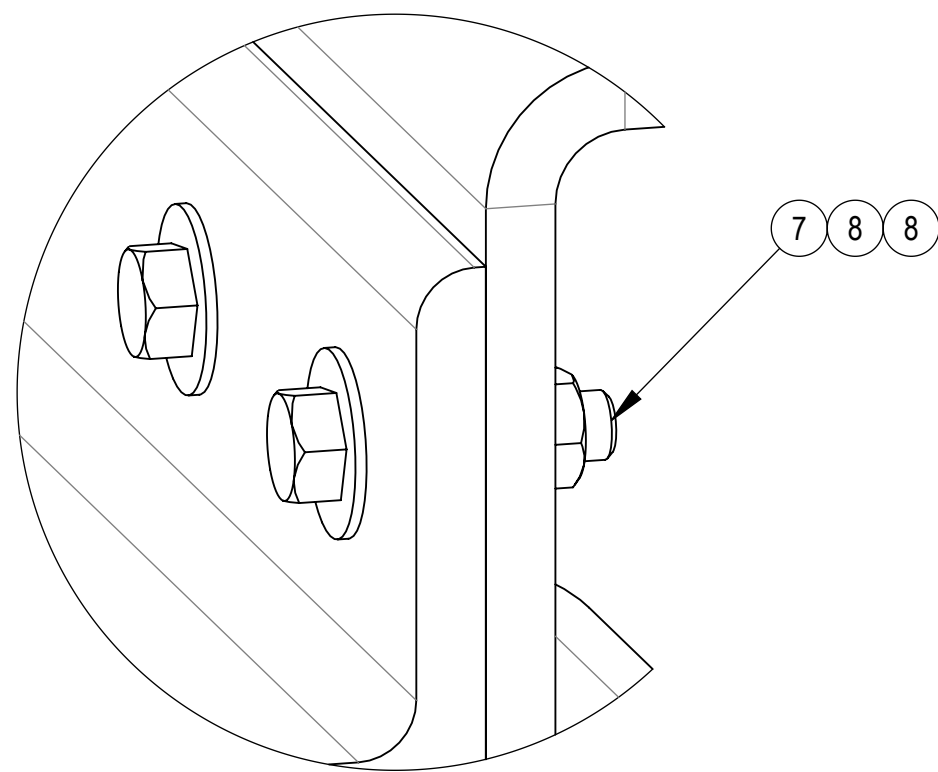
DENSITY	41.21	lbs/in ³
MASS	41.21	lbs
VOLUME	149.68	in ³
SURFACE AREA	989.47	in ²
HEIGHT	7.36"	
LENGTH	9.00"	
WIDTH	42.00"	

© 2023 CommScope, Inc. Confidential

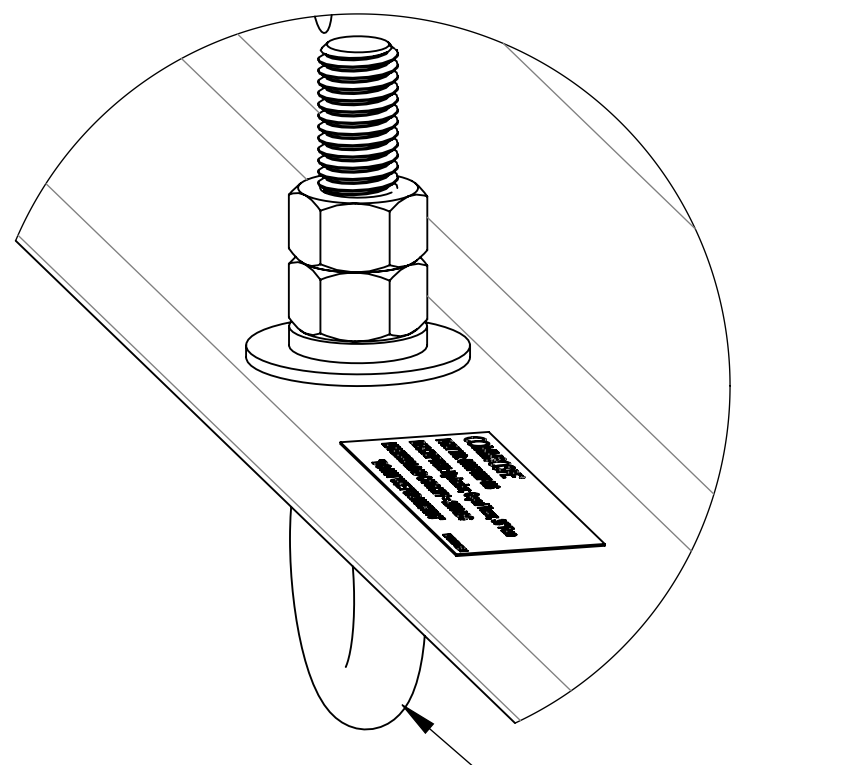
COMMSCOPE, INC. OF NORTH CAROLINA									
TOLERANCES					SAP MATERIAL MASTER				
1 PLACE .X[X] ± 0.2[6.3]			3 PLACE .XXX[X] ± 0.060[1.5]		860674607-036				
2 PLACE .XX[X] ± 0.12[3.0]			ANGLES ± 2°						
FINISH					MATERIAL				
UNLESS OTHERWISE SPECIFIED DIMENSIONS ARE IN INCHES INTERPRET PER ANSI Y 14.5M-1994	CE	LL1090	16NOV23	TITLE					
	RW	YMENG	01/28/2024	HG ANCHOR,GUYED-TOWER,36" FACE					
	AD	JL1183	01/28/2024	SCALE	DOCUMENT NO.				
	RE	YMENG	01/28/2024	1:8	860674607-036				
	ECN 40183094CMO								
SIZE	Auth Group	INSL	MODEL			DRAWING			
C			VERSION	STATUS	REVISION	VERSION	STATUS	REVISION	SHEET
			00	RE	A	00	RE	A	1 OF 2



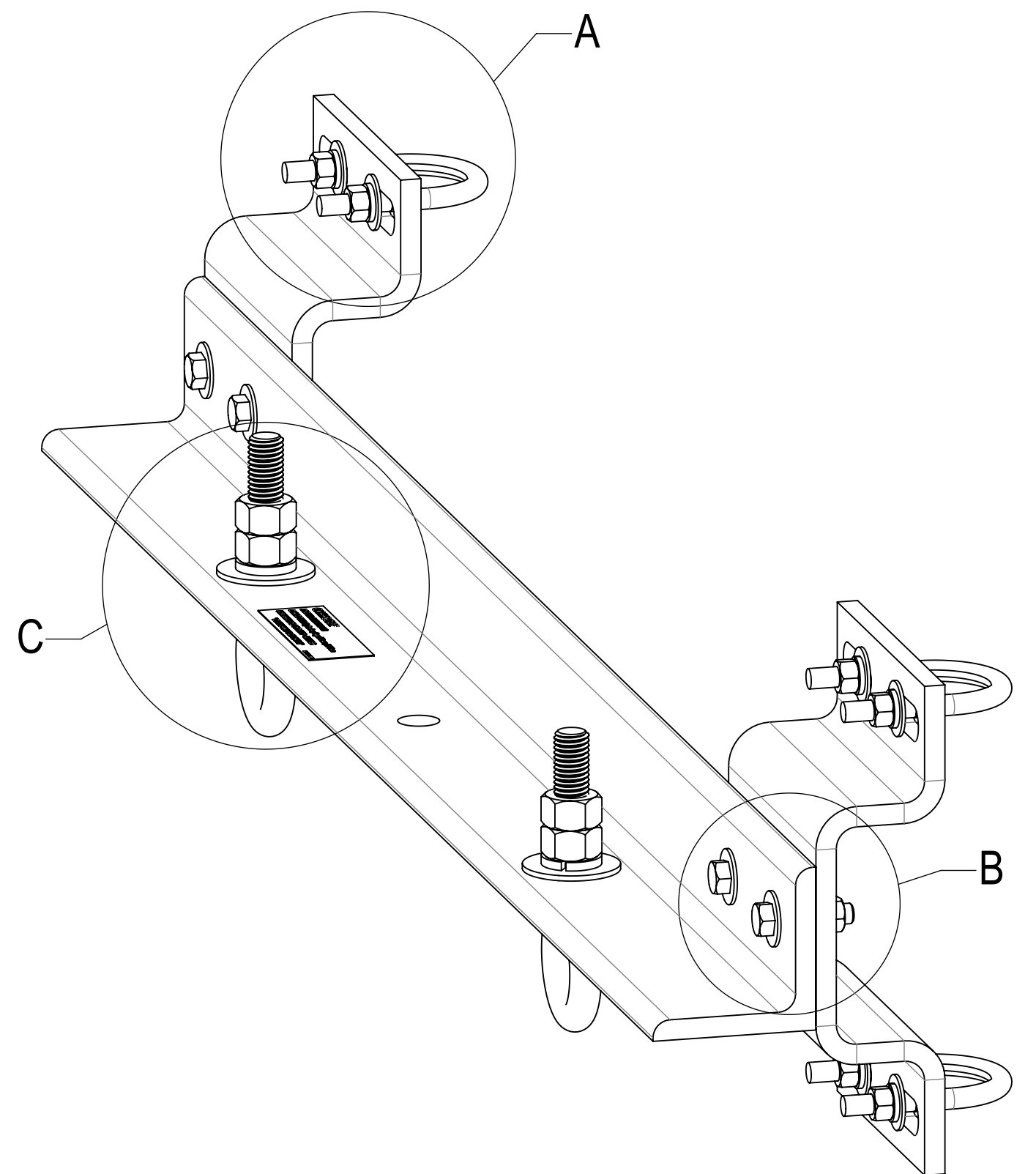
DETAIL A
SCALE 1 : 1



DETAIL B
SCALE 1 : 1



DETAIL C
SCALE 2 : 3



NOTE: -MAXIMUM LOAD PER EYEBOLT = 1000 LBS
 -MAXIMUM LOAD PER GRIP ANCHOR = 2000 LBS
 -NOT TO BE USED FOR HOISTING
 -COMPETENT PERSON TO MAKE DETERMINATION OF USAGE
 ON THE STRUCTURE

COMMSCOPE, INC. OF NORTH CAROLINA					
TITLE HG ANCHOR, GUYED-TOWER, 36" FACE					
SIZE C	SCALE 1:5	DOCUMENT NO. 860674607-036			
		DRAWING			SHEET 2 OF 2
		VERSION 00	STATUS RE	REVISION A	